

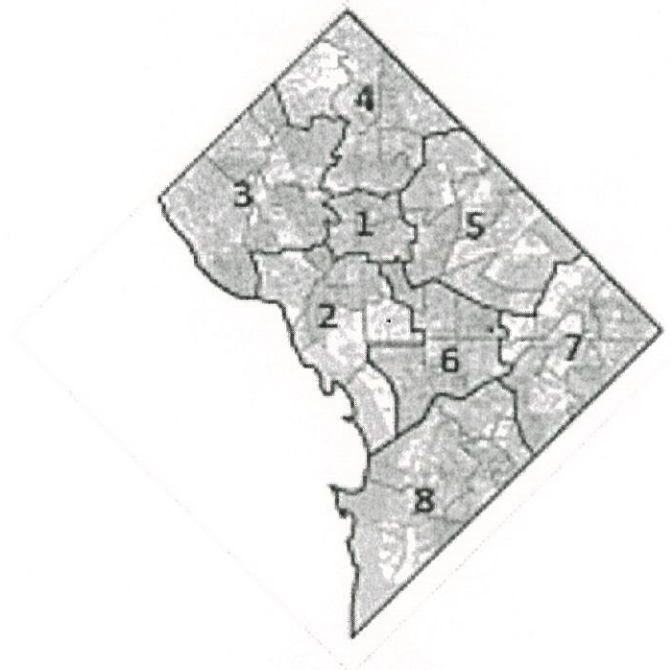
**D.C. BOARD OF ELECTIONS
MONTHLY REPORT OF VOTER REGISTRATION STATISTICS**




**CITYWIDE REGISTRATION SUMMARY
AS OF AUGUST 31, 2019**

| WARD | DEM | REP | STG | LIB | OTH | NP | TOTALS |
|----------------------------|----------------|---------------|--------------|--------------|--------------|---------------|----------------|
| 1 | 50,029 | 3,160 | 632 | 259 | 191 | 12,608 | 66,879 |
| 2 | 33,912 | 5,970 | 261 | 261 | 161 | 12,011 | 52,576 |
| 3 | 41,240 | 6,311 | 364 | 232 | 145 | 12,135 | 60,427 |
| 4 | 51,692 | 2,278 | 547 | 148 | 171 | 9,766 | 64,602 |
| 5 | 56,759 | 2,601 | 623 | 225 | 250 | 10,825 | 71,283 |
| 6 | 61,173 | 8,194 | 523 | 399 | 254 | 15,867 | 86,410 |
| 7 | 51,368 | 1,411 | 456 | 110 | 205 | 7,944 | 61,494 |
| 8 | 50,131 | 1,609 | 489 | 125 | 204 | 8,842 | 61,400 |
| TOTALS | 396,304 | 31,534 | 3,895 | 1,759 | 1,581 | 89,998 | 525,071 |
| <i>Percentage By Party</i> | 75.48% | 6.01% | .74% | .34% | .30% | 17.14% | 100.00% |

District of Columbia
BOARD OF ELECTIONS
Monthly Report
of
VOTER REGISTRATION STATISTICS
and
REGISTRATION TRANSACTIONS
as of the end of
AUGUST 31, 2019
Covering Citywide Totals by:
WARD, PRECINCT AND PARTY



1015 Half Street SE Suite 750
 Washington, DC 20003
 (202) 727-2525
<http://www.dcboe.org>




D.C. BOARD OF ELECTIONS
MONTHLY REPORT OF VOTER REGISTRATION STATISTICS



WARD 1 REGISTRATION SUMMARY
AS OF AUGUST 31, 2019



| PRECINCT | DEM | REP | STG | LIB | OTH | NP | TOTALS |
|-----------------|---------------|--------------|------------|------------|------------|---------------|---------------|
| 20 | 1,847 | 40 | 10 | 7 | 7 | 327 | 2,238 |
| 22 | 4,184 | 438 | 27 | 22 | 14 | 1,128 | 5,813 |
| 23 | 3,224 | 252 | 45 | 17 | 16 | 885 | 4,439 |
| 24 | 2,960 | 282 | 29 | 33 | 10 | 882 | 4,196 |
| 25 | 4,262 | 464 | 50 | 25 | 11 | 1,169 | 5,981 |
| 35 | 4,048 | 216 | 60 | 23 | 12 | 912 | 5,271 |
| 36 | 4,709 | 253 | 46 | 18 | 19 | 1,117 | 6,162 |
| 37 | 3,993 | 202 | 40 | 20 | 25 | 967 | 5,247 |
| 38 | 3,148 | 148 | 38 | 16 | 13 | 820 | 4,183 |
| 39 | 4,434 | 188 | 72 | 17 | 12 | 1,024 | 5,747 |
| 40 | 4,071 | 195 | 82 | 16 | 14 | 1,074 | 5,452 |
| 41 | 4,025 | 206 | 78 | 21 | 19 | 1,116 | 5,465 |
| 42 | 1,951 | 98 | 26 | 9 | 9 | 519 | 2,612 |
| 43 | 1,952 | 71 | 23 | 8 | 7 | 392 | 2,453 |
| 137 | 1,221 | 107 | 6 | 7 | 3 | 276 | 1,620 |
| TOTALS | 50,029 | 3,160 | 632 | 259 | 191 | 12,608 | 66,879 |



D.C. BOARD OF ELECTIONS
MONTHLY REPORT OF VOTER REGISTRATION STATISTICS



WARD 2 REGISTRATION SUMMARY
AS OF AUGUST 31, 2019

| PRECINCT | DEM | REP | STG | LIB | OTH | NP | TOTALS |
|-----------------|---------------|--------------|------------|------------|------------|---------------|---------------|
| 2 | 998 | 178 | 8 | 8 | 8 | 556 | 1,756 |
| 3 | 1,883 | 381 | 16 | 16 | 9 | 733 | 3,038 |
| 4 | 2,225 | 569 | 12 | 13 | 11 | 893 | 3,723 |
| 5 | 2,218 | 621 | 16 | 28 | 11 | 862 | 3,756 |
| 6 | 2,555 | 796 | 17 | 21 | 18 | 1,368 | 4,775 |
| 13 | 1,409 | 236 | 6 | 8 | 6 | 464 | 2,129 |
| 14 | 3,186 | 481 | 27 | 25 | 10 | 1,069 | 4,798 |
| 15 | 3,338 | 387 | 39 | 29 | 13 | 996 | 4,802 |
| 16 | 3,689 | 476 | 29 | 28 | 16 | 1,021 | 5,259 |
| 17 | 5,259 | 655 | 37 | 44 | 26 | 1,639 | 7,660 |
| 129 | 2,684 | 443 | 13 | 13 | 12 | 1,009 | 4,174 |
| 141 | 2,693 | 345 | 21 | 15 | 10 | 720 | 3,804 |
| 143 | 1,775 | 402 | 20 | 13 | 11 | 681 | 2,902 |
| TOTALS | 33,912 | 5,970 | 261 | 261 | 161 | 12,011 | 52,576 |



D.C. BOARD OF ELECTIONS
MONTHLY REPORT OF VOTER REGISTRATION STATISTICS



WARD 3 REGISTRATION SUMMARY
AS OF AUGUST 31, 2019

| PRECINCT | DEM | REP | STG | LIB | OTH | NP | TOTALS |
|-----------------|---------------|--------------|------------|------------|------------|---------------|---------------|
| 7 | 1,388 | 413 | 10 | 11 | 5 | 608 | 2,435 |
| 8 | 2,534 | 615 | 24 | 9 | 9 | 857 | 4,048 |
| 9 | 1,300 | 489 | 8 | 10 | 8 | 532 | 2,347 |
| 10 | 1,997 | 394 | 19 | 14 | 10 | 746 | 3,180 |
| 11 | 3,800 | 823 | 44 | 46 | 19 | 1,385 | 6,117 |
| 12 | 507 | 173 | 1 | 4 | 4 | 223 | 912 |
| 26 | 3,224 | 370 | 23 | 14 | 9 | 948 | 4,588 |
| 27 | 2,582 | 246 | 20 | 12 | 2 | 598 | 3,460 |
| 28 | 2,726 | 463 | 36 | 17 | 14 | 878 | 4,134 |
| 29 | 1,460 | 215 | 14 | 11 | 8 | 445 | 2,153 |
| 30 | 1,319 | 200 | 10 | 4 | 4 | 324 | 1,861 |
| 31 | 2,567 | 304 | 22 | 11 | 12 | 606 | 3,522 |
| 32 | 2,922 | 287 | 28 | 8 | 10 | 640 | 3,895 |
| 33 | 3,077 | 266 | 27 | 9 | 5 | 718 | 4,102 |
| 34 | 4,247 | 435 | 38 | 15 | 9 | 1,219 | 5,963 |
| 50 | 2,328 | 284 | 18 | 14 | 9 | 573 | 3,226 |
| 136 | 951 | 74 | 8 | 2 | 1 | 281 | 1,317 |
| 138 | 2,311 | 260 | 14 | 21 | 7 | 554 | 3,167 |
| TOTALS | 41,240 | 6,311 | 364 | 232 | 145 | 12,135 | 60,427 |



D.C. BOARD OF ELECTIONS
MONTHLY REPORT OF VOTER REGISTRATION STATISTICS



WARD 4 REGISTRATION SUMMARY
AS OF AUGUST 31, 2019

| PRECINCT | DEM | REP | STG | LIB | OTH | NP | TOTALS |
|-----------------|---------------|--------------|------------|------------|------------|--------------|---------------|
| 45 | 2,450 | 65 | 28 | 12 | 7 | 417 | 2,979 |
| 46 | 2,974 | 103 | 34 | 11 | 14 | 530 | 3,666 |
| 47 | 3,686 | 152 | 46 | 10 | 16 | 788 | 4,698 |
| 48 | 2,937 | 128 | 33 | 6 | 3 | 590 | 3,697 |
| 49 | 955 | 47 | 14 | 4 | 8 | 228 | 1,256 |
| 51 | 3,456 | 506 | 24 | 12 | 11 | 672 | 4,681 |
| 52 | 1,273 | 146 | 9 | 4 | 5 | 240 | 1,677 |
| 53 | 1,304 | 70 | 24 | 3 | 4 | 269 | 1,674 |
| 54 | 2,463 | 88 | 32 | 4 | 8 | 479 | 3,074 |
| 55 | 2,569 | 78 | 22 | 4 | 17 | 470 | 3,160 |
| 56 | 3,369 | 106 | 39 | 19 | 14 | 687 | 4,234 |
| 57 | 2,631 | 69 | 27 | 8 | 10 | 551 | 3,296 |
| 58 | 2,355 | 68 | 20 | 4 | 5 | 405 | 2,857 |
| 59 | 2,700 | 85 | 24 | 10 | 7 | 443 | 3,269 |
| 60 | 2,306 | 74 | 27 | 8 | 10 | 662 | 3,087 |
| 61 | 1,686 | 59 | 16 | 5 | 5 | 320 | 2,091 |
| 62 | 3,263 | 127 | 19 | 5 | 3 | 433 | 3,850 |
| 63 | 3,997 | 146 | 57 | 6 | 15 | 745 | 4,966 |
| 64 | 2,419 | 73 | 19 | 5 | 7 | 402 | 2,925 |
| 65 | 2,899 | 88 | 33 | 8 | 2 | 435 | 3,465 |
| TOTALS | 51,692 | 2,278 | 547 | 148 | 171 | 9,766 | 64,602 |



D.C. BOARD OF ELECTIONS
MONTHLY REPORT OF VOTER REGISTRATION STATISTICS



WARD 5 REGISTRATION SUMMARY
AS OF AUGUST 31, 2019

| PRECINCT | DEM | REP | STG | LIB | OTH | NP | TOTALS |
|-----------------|---------------|--------------|------------|------------|------------|---------------|---------------|
| 19 | 4,828 | 235 | 70 | 24 | 21 | 1,089 | 6,267 |
| 44 | 3,052 | 231 | 30 | 15 | 15 | 718 | 4,061 |
| 66 | 4,881 | 122 | 43 | 16 | 16 | 726 | 5,804 |
| 67 | 2,955 | 105 | 23 | 7 | 8 | 474 | 3,572 |
| 68 | 2,050 | 169 | 23 | 12 | 13 | 431 | 2,698 |
| 69 | 2,189 | 80 | 19 | 7 | 10 | 320 | 2,625 |
| 70 | 1,574 | 68 | 25 | 1 | 5 | 261 | 1,934 |
| 71 | 2,551 | 75 | 24 | 9 | 10 | 418 | 3,087 |
| 72 | 4,616 | 164 | 40 | 19 | 29 | 815 | 5,683 |
| 73 | 2,032 | 100 | 23 | 9 | 8 | 386 | 2,558 |
| 74 | 5,174 | 292 | 64 | 23 | 20 | 1,125 | 6,698 |
| 75 | 4,414 | 250 | 48 | 25 | 20 | 924 | 5,681 |
| 76 | 1,883 | 123 | 28 | 11 | 12 | 452 | 2,509 |
| 77 | 3,122 | 121 | 35 | 11 | 12 | 613 | 3,914 |
| 78 | 3,193 | 109 | 46 | 10 | 15 | 559 | 3,932 |
| 79 | 2,264 | 88 | 24 | 5 | 13 | 455 | 2,849 |
| 135 | 3,267 | 182 | 40 | 15 | 17 | 667 | 4,188 |
| 139 | 2,714 | 87 | 18 | 6 | 6 | 392 | 3,223 |
| TOTALS | 56,759 | 2,601 | 623 | 225 | 250 | 10,825 | 71,283 |




D.C. BOARD OF ELECTIONS
MONTHLY REPORT OF VOTER REGISTRATION STATISTICS



WARD 6 REGISTRATION SUMMARY
AS OF AUGUST 31, 2019

| PRECINCT | DEM | REP | STG | LIB | OTH | NP | TOTALS |
|-----------------|---------------|--------------|------------|------------|------------|---------------|---------------|
| 1 | 5,077 | 653 | 43 | 34 | 20 | 1,503 | 7,330 |
| 18 | 5,213 | 395 | 44 | 24 | 17 | 1,257 | 6,950 |
| 21 | 1,258 | 64 | 10 | 10 | 1 | 270 | 1,613 |
| 81 | 4,907 | 397 | 49 | 22 | 22 | 1,057 | 6,454 |
| 82 | 2,685 | 288 | 27 | 17 | 4 | 671 | 3,692 |
| 83 | 6,628 | 883 | 48 | 60 | 29 | 1,790 | 9,438 |
| 84 | 2,066 | 432 | 19 | 13 | 11 | 574 | 3,115 |
| 85 | 2,844 | 539 | 18 | 14 | 6 | 793 | 4,214 |
| 86 | 2,324 | 264 | 17 | 10 | 8 | 458 | 3,081 |
| 87 | 2,821 | 307 | 19 | 11 | 19 | 643 | 3,820 |
| 88 | 2,199 | 305 | 25 | 11 | 7 | 512 | 3,059 |
| 89 | 2,817 | 648 | 24 | 23 | 12 | 842 | 4,366 |
| 90 | 1,709 | 237 | 14 | 9 | 15 | 515 | 2,499 |
| 91 | 4,444 | 455 | 34 | 23 | 21 | 1,038 | 6,015 |
| 127 | 4,460 | 336 | 50 | 24 | 23 | 1,002 | 5,895 |
| 128 | 2,769 | 242 | 25 | 16 | 8 | 694 | 3,754 |
| 130 | 799 | 323 | 6 | 5 | 4 | 281 | 1,418 |
| 131 | 4,018 | 1,125 | 35 | 48 | 21 | 1,344 | 6,591 |
| 142 | 2,135 | 301 | 16 | 25 | 6 | 623 | 3,106 |
| TOTALS | 61,173 | 8,194 | 523 | 399 | 254 | 15,867 | 86,410 |




D.C. BOARD OF ELECTIONS
MONTHLY REPORT OF VOTER REGISTRATION STATISTICS



WARD 7 REGISTRATION SUMMARY
AS OF AUGUST 31, 2019

| PRECINCT | DEM | REP | STG | LIB | OTH | NP | TOTALS |
|-----------------|---------------|--------------|------------|------------|------------|--------------|---------------|
| 80 | 1,518 | 90 | 18 | 5 | 7 | 309 | 1,947 |
| 92 | 1,627 | 36 | 13 | 1 | 5 | 265 | 1,947 |
| 93 | 1,708 | 46 | 21 | 2 | 9 | 272 | 2,058 |
| 94 | 2,126 | 64 | 22 | 8 | 7 | 322 | 2,549 |
| 95 | 1,774 | 55 | 13 | 2 | 4 | 295 | 2,143 |
| 96 | 2,545 | 68 | 17 | 1 | 12 | 401 | 3,044 |
| 97 | 1,452 | 52 | 15 | 3 | 6 | 251 | 1,779 |
| 98 | 2,056 | 49 | 22 | 6 | 15 | 319 | 2,467 |
| 99 | 1,700 | 54 | 18 | 9 | 14 | 341 | 2,136 |
| 100 | 2,678 | 47 | 19 | 4 | 9 | 373 | 3,130 |
| 101 | 1,681 | 41 | 18 | 7 | 4 | 219 | 1,970 |
| 102 | 2,598 | 69 | 17 | 4 | 15 | 367 | 3,070 |
| 103 | 3,736 | 85 | 39 | 10 | 12 | 568 | 4,450 |
| 104 | 3,436 | 90 | 36 | 3 | 20 | 569 | 4,154 |
| 105 | 2,566 | 77 | 19 | 8 | 10 | 445 | 3,125 |
| 106 | 2,997 | 66 | 26 | 5 | 11 | 431 | 3,536 |
| 107 | 1,880 | 60 | 15 | 3 | 8 | 278 | 2,244 |
| 108 | 1,107 | 33 | 4 | 0 | 3 | 148 | 1,295 |
| 109 | 978 | 39 | 3 | 3 | 1 | 122 | 1,146 |
| 110 | 3,933 | 106 | 24 | 8 | 11 | 494 | 4,576 |
| 111 | 2,669 | 67 | 40 | 7 | 8 | 472 | 3,263 |
| 113 | 2,362 | 60 | 21 | 3 | 8 | 316 | 2,770 |
| 132 | 2,241 | 57 | 16 | 8 | 6 | 367 | 2,695 |
| TOTALS | 51,368 | 1,411 | 456 | 110 | 205 | 7,944 | 61,494 |




D.C. BOARD OF ELECTIONS
MONTHLY REPORT OF VOTER REGISTRATION STATISTICS



WARD 8 REGISTRATION SUMMARY
AS OF AUGUST 31, 2019

| PRECINCT | DEM | REP | STG | LIB | OTH | NP | TOTALS |
|-----------------|---------------|--------------|------------|------------|------------|--------------|---------------|
| 112 | 2,329 | 62 | 19 | 1 | 11 | 379 | 2,801 |
| 114 | 4,134 | 171 | 52 | 20 | 25 | 841 | 5,243 |
| 115 | 2,966 | 93 | 30 | 7 | 11 | 679 | 3,786 |
| 116 | 4,409 | 106 | 39 | 9 | 15 | 744 | 5,322 |
| 117 | 2,329 | 54 | 21 | 7 | 9 | 415 | 2,835 |
| 118 | 3,001 | 84 | 39 | 5 | 16 | 491 | 3,636 |
| 119 | 2,837 | 110 | 32 | 9 | 17 | 527 | 3,532 |
| 120 | 2,248 | 52 | 14 | 6 | 5 | 352 | 2,677 |
| 121 | 3,668 | 83 | 28 | 12 | 7 | 571 | 4,369 |
| 122 | 1,907 | 58 | 22 | 3 | 9 | 317 | 2,316 |
| 123 | 2,625 | 225 | 29 | 21 | 20 | 519 | 3,439 |
| 124 | 2,847 | 77 | 24 | 5 | 11 | 439 | 3,403 |
| 125 | 4,830 | 112 | 43 | 5 | 17 | 858 | 5,865 |
| 126 | 4,311 | 159 | 50 | 9 | 16 | 867 | 5,412 |
| 133 | 1,387 | 43 | 9 | 1 | | 198 | 1,638 |
| 134 | 2,345 | 56 | 25 | 2 | 4 | 339 | 2,771 |
| 140 | 1,958 | 64 | 13 | 3 | 11 | 306 | 2,355 |
| TOTALS | 50,131 | 1,609 | 489 | 125 | 204 | 8,842 | 61,400 |



D.C. BOARD OF ELECTIONS
MONTHLY REPORT OF VOTER REGISTRATION STATISTICS



CITYWIDE REGISTRATION ACTIVITY

For voter registration activity between 07/31/2019 and 08/31/2019

| NEW REGISTRATIONS | DEM | REP | STG | LIB | OTH | NP | TOTAL |
|--|---------------|--------------|-------------|-------------|-------------|--------------|---------------|
| BEGINNING TOTALS | 395486 | 31620 | 3894 | 1738 | 1589 | 89607 | 523934 |
| Board of Elections Over the Counter | 14 | 1 | 0 | 0 | 0 | 4 | 19 |
| Board of Elections by Mail | 36 | 3 | 0 | 0 | 0 | 16 | 55 |
| Online Registration | 102 | 11 | 0 | 0 | 7 | 26 | 146 |
| Department of Motor Vehicle | 661 | 110 | 1 | 8 | 6 | 386 | 1172 |
| Department on Disability Services | 2 | 0 | 0 | 0 | 0 | 1 | 3 |
| Office of Aging | 0 | 0 | 0 | 0 | 0 | 0 | 0 |
| Federal Postcard Application | 0 | 0 | 0 | 0 | 0 | 0 | 0 |
| Department of Parks and Recreation | 0 | 0 | 0 | 0 | 0 | 0 | 0 |
| Nursing Home Program | 0 | 0 | 0 | 0 | 0 | 0 | 0 |
| Dept. of Youth Rehabilitative Services | 0 | 0 | 0 | 0 | 0 | 0 | 0 |
| Department of Corrections | 2 | 0 | 0 | 0 | 0 | 1 | 3 |
| Department of Human Services | 6 | 0 | 0 | 1 | 0 | 4 | 11 |
| Special / Provisional | 0 | 0 | 0 | 0 | 0 | 0 | 0 |
| All Other Sources | 126 | 10 | 2 | 1 | 0 | 86 | 225 |
| + TOTAL NEW REGISTRATIONS | 949 | 135 | 3 | 10 | 13 | 524 | 1634 |

| ACTIVATIONS | | | | | | | |
|---------------------------------|------------|-----------|----------|----------|----------|-----------|------------|
| Reinstated from Inactive Status | 221 | 14 | 4 | 1 | 0 | 62 | 302 |
| Administrative Corrections | 42 | 0 | 0 | 0 | 0 | 0 | 42 |
| + TOTAL ACTIVATIONS | 263 | 14 | 4 | 1 | 0 | 62 | 344 |

| DEACTIVATIONS | | | | | | | |
|---------------------------------|------------|------------|-----------|----------|----------|------------|-------------|
| Changed to Inactive Status | 70 | 7 | 0 | 0 | 0 | 16 | 93 |
| Moved Out Of District (Deleted) | 0 | 0 | 0 | 0 | 0 | 0 | 0 |
| Felon (Deleted) | 2 | 0 | 0 | 0 | 0 | 1 | 3 |
| Deceased (Deleted) | 328 | 16 | 4 | 0 | 1 | 32 | 381 |
| Administrative Corrections | 128 | 126 | 16 | 1 | 3 | 354 | 628 |
| - TOTAL DEACTIVATIONS | 528 | 149 | 20 | 1 | 4 | 403 | 1105 |

| AFFILIATION CHANGES | | | | | | | |
|----------------------------|---------------|--------------|-------------|-------------|-------------|--------------|---------------|
| + Changed To Party | 474 | 79 | 40 | 25 | 7 | 605 | |
| - Changed From Party | -340 | -165 | -26 | -14 | -24 | -397 | |
| ENDING TOTALS | 396304 | 31534 | 3895 | 1759 | 1581 | 89998 | 525071 |