

**D.C. BOARD OF ELECTIONS
MONTHLY REPORT OF VOTER REGISTRATION STATISTICS**




**CITYWIDE REGISTRATION SUMMARY
AS OF APRIL 30, 2019**

WARD	DEM	REP	STG	LIB	OTH	NP	TOTALS
1	49,514	3,130	635	248	193	12,438	66,158
2	33,474	5,964	262	251	166	11,832	51,949
3	40,912	6,348	368	216	153	12,001	59,998
4	51,384	2,263	539	140	176	9,580	64,082
5	56,264	2,571	620	198	256	10,557	70,466
6	60,332	8,092	531	368	257	15,486	85,066
7	50,933	1,386	442	96	209	7,633	60,699
8	49,579	1,570	486	111	212	8,391	60,349
TOTALS	392,392	31,324	3,883	1,628	1,622	87,918	518,767
<i>Percentage By Party</i>	<i>75.64%</i>	<i>6.04%</i>	<i>.75%</i>	<i>.31%</i>	<i>.31%</i>	<i>16.95%</i>	<i>100.00%</i>

District of Columbia
BOARD OF ELECTIONS
Monthly Report
of
VOTER REGISTRATION STATISTICS
and
REGISTRATION TRANSACTIONS
as of the end of
APRIL 30, 2019
Covering Citywide Totals by:
WARD, PRECINCT AND PARTY



1015 Half Street SE Suite 750
 Washington, DC 20003
 (202) 727-2525
<http://www.dcboe.org>



D.C. BOARD OF ELECTIONS
MONTHLY REPORT OF VOTER REGISTRATION STATISTICS



WARD 1 REGISTRATION SUMMARY
AS OF APRIL 30, 2019

PRECINCT	DEM	REP	STG	LIB	OTH	NP	TOTALS
20	1,859	39	9	6	7	320	2,240
22	4,172	438	26	21	13	1,106	5,776
23	3,193	247	46	16	17	873	4,392
24	2,924	280	27	31	10	867	4,139
25	4,195	463	50	26	11	1,155	5,900
35	4,008	211	61	22	11	913	5,226
36	4,613	253	47	18	20	1,084	6,035
37	3,940	189	41	20	25	949	5,164
38	3,128	150	41	15	13	803	4,150
39	4,396	181	73	18	13	1,012	5,693
40	4,057	194	84	15	14	1,072	5,436
41	3,937	215	76	17	19	1,104	5,368
42	1,940	100	24	9	10	510	2,593
43	1,937	69	24	8	7	399	2,444
137	1,215	101	6	6	3	271	1,602
TOTALS	49,514	3,130	635	248	193	12,438	66,158




D.C. BOARD OF ELECTIONS
MONTHLY REPORT OF VOTER REGISTRATION STATISTICS



WARD 2 REGISTRATION SUMMARY
AS OF APRIL 30, 2019

PRECINCT	DEM	REP	STG	LIB	OTH	NP	TOTALS
2	1,002	180	7	9	9	568	1,775
3	1,832	375	18	12	12	718	2,967
4	2,188	559	11	14	11	873	3,656
5	2,195	616	16	25	12	845	3,709
6	2,521	805	19	21	18	1,342	4,726
13	1,393	235	7	8	6	448	2,097
14	3,147	480	27	26	10	1,037	4,727
15	3,286	401	38	28	13	990	4,756
16	3,681	472	30	29	16	1,040	5,268
17	5,222	662	34	43	25	1,611	7,597
129	2,603	434	12	13	13	987	4,062
141	2,669	344	22	10	11	710	3,766
143	1,735	401	21	13	10	663	2,843
TOTALS	33,474	5,964	262	251	166	11,832	51,949




D.C. BOARD OF ELECTIONS
MONTHLY REPORT OF VOTER REGISTRATION STATISTICS



WARD 3 REGISTRATION SUMMARY
AS OF APRIL 30, 2019

PRECINCT	DEM	REP	STG	LIB	OTH	NP	TOTALS
7	1,380	412	11	9	5	607	2,424
8	2,519	625	24	8	9	842	4,027
9	1,298	491	8	10	9	519	2,335
10	1,976	399	20	13	11	732	3,151
11	3,722	828	45	47	21	1,359	6,022
12	508	170	1	6	4	224	913
26	3,171	376	23	13	9	948	4,540
27	2,588	245	21	12	2	596	3,464
28	2,712	470	38	15	15	853	4,103
29	1,441	219	14	11	9	441	2,135
30	1,318	204	11	4	3	328	1,868
31	2,560	303	20	9	12	604	3,508
32	2,908	289	26	9	11	633	3,876
33	3,051	269	29	6	5	704	4,064
34	4,199	435	37	14	9	1,213	5,907
50	2,314	279	16	11	10	568	3,198
136	943	72	9	2	2	278	1,306
138	2,304	262	15	17	7	552	3,157
TOTALS	40,912	6,348	368	216	153	12,001	59,998




D.C. BOARD OF ELECTIONS
MONTHLY REPORT OF VOTER REGISTRATION STATISTICS



WARD 4 REGISTRATION SUMMARY
AS OF APRIL 30, 2019

PRECINCT	DEM	REP	STG	LIB	OTH	NP	TOTALS
45	2,468	69	28	11	6	413	2,995
46	2,960	102	31	10	15	524	3,642
47	3,661	142	40	12	18	777	4,650
48	2,905	129	35	5	5	593	3,672
49	945	47	15	3	9	225	1,244
51	3,450	504	25	11	10	658	4,658
52	1,275	147	9	3	5	236	1,675
53	1,295	75	23	3	4	259	1,659
54	2,463	92	30	4	7	476	3,072
55	2,562	79	19	5	21	454	3,140
56	3,316	98	36	17	12	666	4,145
57	2,591	71	28	9	10	535	3,244
58	2,351	65	23	5	5	401	2,850
59	2,674	82	25	10	7	433	3,231
60	2,283	75	26	7	11	646	3,048
61	1,676	59	15	4	4	322	2,080
62	3,244	126	19	4	4	419	3,816
63	3,976	145	59	4	14	733	4,931
64	2,418	70	21	5	7	391	2,912
65	2,871	86	32	8	2	419	3,418
TOTALS	51,384	2,263	539	140	176	9,580	64,082



D.C. BOARD OF ELECTIONS
MONTHLY REPORT OF VOTER REGISTRATION STATISTICS



WARD 5 REGISTRATION SUMMARY
AS OF APRIL 30, 2019

PRECINCT	DEM	REP	STG	LIB	OTH	NP	TOTALS
19	4,763	223	68	17	21	1,049	6,141
44	3,042	241	35	14	17	700	4,049
66	4,847	119	45	12	17	698	5,738
67	2,956	107	23	6	9	456	3,557
68	2,034	171	23	11	12	427	2,678
69	2,175	80	20	5	11	317	2,608
70	1,563	71	25	1	4	254	1,918
71	2,530	75	23	8	10	407	3,053
72	4,601	162	42	16	29	793	5,643
73	2,044	101	23	8	8	383	2,567
74	5,122	288	61	22	22	1,098	6,613
75	4,333	243	50	27	21	912	5,586
76	1,841	112	25	10	11	438	2,437
77	3,105	124	35	9	13	602	3,888
78	3,159	108	45	7	15	548	3,882
79	2,229	84	24	4	13	441	2,795
135	3,250	185	39	16	18	669	4,177
139	2,670	77	14	5	5	365	3,136
TOTALS	56,264	2,571	620	198	256	10,557	70,466




D.C. BOARD OF ELECTIONS
MONTHLY REPORT OF VOTER REGISTRATION STATISTICS



WARD 6 REGISTRATION SUMMARY
AS OF APRIL 30, 2019

PRECINCT	DEM	REP	STG	LIB	OTH	NP	TOTALS
1	4,981	654	44	31	19	1,451	7,180
18	5,189	397	44	21	18	1,228	6,897
21	1,254	66	10	8	1	269	1,608
81	4,878	393	51	21	21	1,030	6,394
82	2,683	277	25	15	5	653	3,658
83	6,389	858	48	50	30	1,745	9,120
84	2,063	426	19	13	11	572	3,104
85	2,838	530	19	15	7	783	4,192
86	2,310	268	19	10	9	458	3,074
87	2,817	304	20	8	18	640	3,807
88	2,195	311	25	10	8	520	3,069
89	2,778	649	25	23	11	815	4,301
90	1,680	237	15	8	15	511	2,466
91	4,420	454	35	24	22	1,020	5,975
127	4,415	333	49	24	22	980	5,823
128	2,717	242	27	13	10	665	3,674
130	804	325	6	5	3	284	1,427
131	3,884	1,076	35	46	20	1,272	6,333
142	2,037	292	15	23	7	590	2,964
TOTALS	60,332	8,092	531	368	257	15,486	85,066




D.C. BOARD OF ELECTIONS
MONTHLY REPORT OF VOTER REGISTRATION STATISTICS



WARD 7 REGISTRATION SUMMARY
AS OF APRIL 30, 2019

PRECINCT	DEM	REP	STG	LIB	OTH	NP	TOTALS
80	1,509	88	19	5	7	301	1,929
92	1,636	37	12	1	5	257	1,948
93	1,697	45	20	3	9	264	2,038
94	2,101	60	22	7	10	300	2,500
95	1,780	54	12	1	3	289	2,139
96	2,544	64	19	0	11	382	3,020
97	1,443	51	14	1	7	246	1,762
98	2,026	49	22	6	16	303	2,422
99	1,665	49	15	9	16	322	2,076
100	2,651	49	17	4	9	356	3,086
101	1,668	41	18	7	4	208	1,946
102	2,561	66	18	4	14	351	3,014
103	3,691	81	37	8	12	553	4,382
104	3,374	94	35	3	21	538	4,065
105	2,531	80	20	6	10	424	3,071
106	2,957	65	25	5	12	413	3,477
107	1,876	58	14	1	8	275	2,232
108	1,100	31	5	0	3	147	1,286
109	988	42	3	3	1	118	1,155
110	3,914	102	23	8	12	473	4,532
111	2,636	63	37	5	6	450	3,197
113	2,349	59	19	2	7	310	2,746
132	2,236	58	16	7	6	353	2,676
TOTALS	50,933	1,386	442	96	209	7,633	60,699




D.C. BOARD OF ELECTIONS
MONTHLY REPORT OF VOTER REGISTRATION STATISTICS



WARD 8 REGISTRATION SUMMARY
AS OF APRIL 30, 2019

PRECINCT	DEM	REP	STG	LIB	OTH	NP	TOTALS
112	2,308	66	17	1	12	367	2,771
114	3,985	157	51	19	29	750	4,991
115	2,949	92	29	5	11	660	3,746
116	4,330	102	44	7	15	719	5,217
117	2,299	54	22	7	10	394	2,786
118	2,958	85	40	4	17	468	3,572
119	2,835	114	34	8	16	510	3,517
120	2,216	49	13	3	5	327	2,613
121	3,671	84	26	10	7	549	4,347
122	1,910	51	22	1	8	304	2,296
123	2,589	210	28	19	19	491	3,356
124	2,829	74	22	5	11	407	3,348
125	4,783	115	39	5	19	821	5,782
126	4,243	154	52	9	17	827	5,302
133	1,384	45	9	2		191	1,631
134	2,329	57	25	3	4	323	2,741
140	1,961	61	13	3	12	283	2,333
TOTALS	49,579	1,570	486	111	212	8,391	60,349



D.C. BOARD OF ELECTIONS
MONTHLY REPORT OF VOTER REGISTRATION STATISTICS



CITYWIDE REGISTRATION ACTIVITY

For voter registration activity between 03/31/2019 and 04/30/2019

NEW REGISTRATIONS	DEM	REP	STG	LIB	OTH	NP	TOTAL
BEGINNING TOTALS	391240	31210	3868	1587	1627	87324	516856
Board of Elections Over the Counter	9	1	0	0	0	3	13
Board of Elections by Mail	18	2	0	0	0	5	25
Online Registration	56	6	1	0	3	19	85
Department of Motor Vehicle	525	79	8	11	0	424	1047
Department on Disability Services	0	1	0	0	0	0	1
Office of Aging	0	0	0	0	0	0	0
Federal Postcard Application	0	0	0	0	0	0	0
Department of Parks and Recreation	0	0	0	0	0	0	0
Nursing Home Program	0	0	0	0	0	0	0
Dept. of Youth Rehabilitative Services	2	0	0	0	0	0	2
Department of Corrections	2	0	0	0	0	2	4
Department of Human Services	0	0	0	0	0	1	1
Special / Provisional	0	0	0	0	0	0	0
All Other Sources	51	9	0	0	1	47	108
+ TOTAL NEW REGISTRATIONS	663	98	9	11	4	501	1286

ACTIVATIONS							
Reinstated from Inactive Status	183	8	7	0	1	40	239
Administrative Corrections	654	47	1	10	1	110	823
+ TOTAL ACTIVATIONS	837	55	8	10	2	150	1062

DEACTIVATIONS							
Changed to Inactive Status	123	2	3	0	2	42	172
Moved Out Of District (Deleted)	10	1	0	0	0	1	12
Felon (Deleted)	19	1	1	0	0	8	29
Deceased (Deleted)	147	5	0	0	0	18	170
Administrative Corrections	137	7	1	1	0	40	186
- TOTAL DEACTIVATIONS	436	16	5	1	2	109	569

AFFILIATION CHANGES							
+ Changed To Party	371	77	33	28	4	391	
- Changed From Party	-283	-100	-30	-7	-13	-339	
ENDING TOTALS	392392	31324	3883	1628	1622	87918	518767