




D.C. BOARD OF ELECTIONS
MONTHLY REPORT OF VOTER REGISTRATION STATISTICS



CITYWIDE REGISTRATION SUMMARY
AS OF APRIL 30, 2018


WARD	DEM	REP	STG	LIB	OTH	NP	TOTALS
1	44,583	2,894	634	149	197	11,282	59,739
2	30,070	5,670	231	173	166	10,677	46,987
3	37,491	6,269	361	148	155	10,839	55,263
4	48,507	2,204	523	99	164	8,711	60,208
5	51,885	2,308	587	126	227	9,409	64,542
6	54,103	7,126	504	251	245	13,500	75,729
7	47,580	1,291	426	57	168	6,619	56,141
8	45,888	1,374	441	49	188	7,141	55,081
TOTALS	360,107	29,136	3,707	1,052	1,510	78,178	473,690
<i>Percentage By Party</i>	<i>76.02%</i>	<i>6.15%</i>	<i>.78%</i>	<i>.22%</i>	<i>.32%</i>	<i>16.50%</i>	<i>100.00%</i>

District of Columbia
BOARD OF ELECTIONS
Monthly Report
of
VOTER REGISTRATION STATISTICS
and
REGISTRATION TRANSACTIONS
as of the end of


APRIL 30, 2018

Covering Citywide Totals by:
WARD, PRECINCT AND PARTY

1015 Half Street SE Suite 750
Washington, DC 20003
(202) 727-2525
<http://www.dcboe.org>




**D.C. BOARD OF ELECTIONS
MONTHLY REPORT OF VOTER REGISTRATION STATISTICS**




**WARD 1 REGISTRATION SUMMARY
AS OF APRIL 30, 2018**

PRECINCT	DEM	REP	STG	LIB	OTH	NP	TOTALS
20	1,577	31	10	3	6	273	1,900
22	3,696	384	29	12	13	972	5,106
23	2,859	215	41	11	13	774	3,913
24	2,627	247	26	15	14	778	3,707
25	3,748	430	43	18	14	1,091	5,344
35	3,523	221	51	13	9	835	4,652
36	4,144	244	60	10	20	995	5,473
37	3,482	161	46	10	19	830	4,548
38	2,845	132	45	15	15	747	3,799
39	4,084	197	68	11	15	926	5,301
40	3,793	180	82	10	18	972	5,055
41	3,535	204	73	7	18	1,012	4,849
42	1,773	84	26	4	11	459	2,357
43	1,784	70	27	5	7	368	2,261
137	1,113	94	7	5	5	250	1,474
TOTALS	44,583	2,894	634	149	197	11,282	59,739




D.C. BOARD OF ELECTIONS
MONTHLY REPORT OF VOTER REGISTRATION STATISTICS




WARD 2 REGISTRATION SUMMARY
AS OF APRIL 30, 2018

PRECINCT	DEM	REP	STG	LIB	OTH	NP	TOTALS
2	894	167	7	9	10	543	1,630
3	1,608	368	17	8	10	643	2,654
4	1,900	491	8	12	12	728	3,151
5	2,058	599	11	15	13	763	3,459
6	2,308	824	19	16	16	1,254	4,437
13	1,280	227	4	2	6	412	1,931
14	2,819	464	27	19	9	960	4,298
15	2,944	393	31	18	14	872	4,272
16	3,367	426	30	23	19	946	4,811
17	4,699	623	30	20	18	1,450	6,840
129	2,339	415	12	8	15	891	3,680
141	2,358	301	17	12	14	649	3,351
143	1,496	372	18	11	10	566	2,473
TOTALS	30,070	5,670	231	173	166	10,677	46,987




**D.C. BOARD OF ELECTIONS
MONTHLY REPORT OF VOTER REGISTRATION STATISTICS**




**WARD 3 REGISTRATION SUMMARY
AS OF APRIL 30, 2018**

PRECINCT	DEM	REP	STG	LIB	OTH	NP	TOTALS
7	1,245	391	15	4	6	547	2,208
8	2,391	627	28	6	10	774	3,836
9	1,169	487	7	8	9	488	2,168
10	1,845	410	20	7	10	684	2,976
11	3,302	832	44	30	22	1,209	5,439
12	482	179		5	4	203	873
26	2,829	327	20	8	7	820	4,011
27	2,420	241	22	8	2	554	3,247
28	2,465	457	40	12	11	761	3,746
29	1,312	218	12	7	9	389	1,947
30	1,264	201	11	4	6	301	1,787
31	2,408	301	17	9	12	566	3,313
32	2,685	290	27	7	11	564	3,584
33	2,875	273	25	3	6	649	3,831
34	3,722	421	37	13	10	1,080	5,283
50	2,111	280	16	5	7	498	2,917
136	844	81	8	1	3	264	1,201
138	2,122	253	12	11	10	488	2,896
TOTALS	37,491	6,269	361	148	155	10,839	55,263




**D.C. BOARD OF ELECTIONS
MONTHLY REPORT OF VOTER REGISTRATION STATISTICS**




**WARD 4 REGISTRATION SUMMARY
AS OF APRIL 30, 2018**

PRECINCT	DEM	REP	STG	LIB	OTH	NP	TOTALS
45	2,266	63	34	9	9	371	2,752
46	2,769	97	32	7	13	484	3,402
47	3,384	134	44	9	14	737	4,322
48	2,764	127	29	6	7	540	3,473
49	904	44	12	2	5	196	1,163
51	3,308	506	21	8	10	608	4,461
52	1,235	143	9	2	5	226	1,620
53	1,223	74	20	1	3	241	1,562
54	2,322	95	24	4	5	439	2,889
55	2,408	78	14	1	12	412	2,925
56	3,090	95	36	9	14	628	3,872
57	2,437	69	33	6	10	469	3,024
58	2,253	60	19	5	4	341	2,682
59	2,584	82	28	7	7	405	3,113
60	2,153	66	24	5	10	593	2,851
61	1,575	56	16	1	7	287	1,942
62	3,108	129	21	2	4	381	3,645
63	3,662	137	58	3	18	646	4,524
64	2,344	64	21	6	5	353	2,793
65	2,718	85	28	6	2	354	3,193
TOTALS	48,507	2,204	523	99	164	8,711	60,208



**D.C. BOARD OF ELECTIONS
MONTHLY REPORT OF VOTER REGISTRATION STATISTICS**




**WARD 5 REGISTRATION SUMMARY
AS OF APRIL 30, 2018**

PRECINCT	DEM	REP	STG	LIB	OTH	NP	TOTALS
19	4,373	192	65	13	15	945	5,603
44	2,801	235	28	9	18	640	3,731
66	4,451	94	46	4	16	591	5,202
67	2,807	98	24	4	10	428	3,371
68	1,901	156	21	9	6	394	2,487
69	2,070	71	19	1	10	292	2,463
70	1,433	73	24	0	4	231	1,765
71	2,402	71	24	5	9	343	2,854
72	4,284	134	38	8	24	725	5,213
73	1,942	91	23	6	8	353	2,423
74	4,666	254	60	11	20	995	6,006
75	3,855	218	46	20	21	823	4,983
76	1,624	91	21	6	6	372	2,120
77	2,884	122	27	4	13	517	3,567
78	2,913	94	44	9	12	480	3,552
79	2,039	73	25	3	12	367	2,519
135	3,014	180	35	11	18	608	3,866
139	2,426	61	17	3	5	305	2,817
TOTALS	51,885	2,308	587	126	227	9,409	64,542




D.C. BOARD OF ELECTIONS
MONTHLY REPORT OF VOTER REGISTRATION STATISTICS




WARD 6 REGISTRATION SUMMARY
AS OF APRIL 30, 2018

PRECINCT	DEM	REP	STG	LIB	OTH	NP	TOTALS
1	4,348	564	45	26	17	1,212	6,212
18	4,739	363	48	15	22	1,078	6,265
21	1,172	58	8	7	2	245	1,492
81	4,550	373	47	14	17	929	5,930
82	2,504	247	27	9	8	582	3,377
83	5,293	735	43	30	27	1,424	7,552
84	1,937	404	19	5	11	534	2,910
85	2,630	491	21	13	7	729	3,891
86	2,183	245	22	10	8	440	2,908
87	2,636	290	17	3	16	585	3,547
88	2,094	292	19	7	6	478	2,896
89	2,523	617	20	17	11	767	3,955
90	1,568	233	14	6	11	453	2,285
91	4,015	407	32	16	19	925	5,414
127	4,160	314	45	21	18	864	5,422
128	2,420	211	27	11	11	598	3,278
130	779	300	8	1	4	270	1,362
131	2,931	773	27	27	22	928	4,708
142	1,621	209	15	13	8	459	2,325
TOTALS	54,103	7,126	504	251	245	13,500	75,729




**D.C. BOARD OF ELECTIONS
MONTHLY REPORT OF VOTER REGISTRATION STATISTICS**




**WARD 7 REGISTRATION SUMMARY
AS OF APRIL 30, 2018**

PRECINCT	DEM	REP	STG	LIB	OTH	NP	TOTALS
80	1,431	83	21	4	1	260	1,800
92	1,585	34	12	1	5	232	1,869
93	1,576	41	18	2	7	232	1,876
94	1,966	58	18	0	5	270	2,317
95	1,674	46	12	1	2	267	2,002
96	2,352	62	14	0	13	345	2,786
97	1,397	47	14	1	6	203	1,668
98	1,898	41	21	4	8	256	2,228
99	1,504	51	18	5	8	261	1,847
100	2,397	51	14	2	9	288	2,761
101	1,577	28	14	4	5	177	1,805
102	2,322	53	20	1	13	296	2,705
103	3,440	79	41	3	10	489	4,062
104	3,092	87	32	2	20	449	3,682
105	2,400	71	19	5	8	378	2,881
106	2,806	60	21	1	11	384	3,283
107	1,750	62	14	1	7	230	2,064
108	1,062	28	6	0	2	127	1,225
109	961	40	4	0	1	103	1,109
110	3,697	97	23	9	9	426	4,261
111	2,431	62	33	3	6	379	2,914
113	2,212	55	21	4	6	269	2,567
132	2,050	55	16	4	6	298	2,429
TOTALS	47,580	1,291	426	57	168	6,619	56,141



**D.C. BOARD OF ELECTIONS
MONTHLY REPORT OF VOTER REGISTRATION STATISTICS**




**WARD 8 REGISTRATION SUMMARY
AS OF APRIL 30, 2018**

PRECINCT	DEM	REP	STG	LIB	OTH	NP	TOTALS
112	2,208	60	16	0	10	313	2,607
114	3,534	140	37	4	22	593	4,330
115	2,823	67	26	4	11	598	3,529
116	4,108	99	41	4	15	625	4,892
117	2,083	46	20	3	10	327	2,489
118	2,735	75	31	3	13	392	3,249
119	2,695	108	29	3	14	448	3,297
120	1,918	36	15	2	3	247	2,221
121	3,385	77	27	3	7	459	3,958
122	1,801	46	24	1	9	250	2,131
123	2,337	170	25	11	19	396	2,958
124	2,606	70	23	1	8	363	3,071
125	4,483	102	37	3	15	703	5,343
126	3,848	133	47	6	17	699	4,750
133	1,299	43	9	0	1	173	1,525
134	2,199	48	25	0	6	285	2,563
140	1,826	54	9	1	8	270	2,168
TOTALS	45,888	1,374	441	49	188	7,141	55,081



D.C. BOARD OF ELECTIONS
MONTHLY REPORT OF VOTER REGISTRATION STATISTICS



CITYWIDE REGISTRATION ACTIVITY

For voter registration activity between 03/31/2018 and 04/30/2018

NEW REGISTRATIONS	DEM	REP	STG	LIB	OTH	NP	TOTAL
BEGINNING TOTALS	358508	29032	3657	1042	1490	77704	471433
Board of Elections Over the Counter	28	1	0	0	0	11	40
Board of Elections by Mail	132	15	5	0	1	44	197
Online Registration	123	10	1	1	3	38	176
Department of Motor Vehicle	1162	105	73	0	23	491	1854
Department on Disability Services	6	1	0	0	0	3	10
Office of Aging	1	0	0	0	0	0	1
Federal Postcard Application	0	0	0	0	0	0	0
Department of Parks and Recreation	0	0	0	0	0	0	0
Nursing Home Program	15	5	0	0	0	5	25
Dept. of Youth Rehabilitative Services	0	0	0	0	0	0	0
Department of Corrections	3	0	0	0	0	1	4
Department of Human Services	8	3	0	0	0	3	14
Special / Provisional	0	0	0	0	0	0	0
All Other Sources	135	4	0	1	0	41	181
+ TOTAL NEW REGISTRATIONS	1613	144	79	2	27	637	2502

ACTIVATIONS							
Reinstated from Inactive Status	329	23	3	0	1	72	428
Administrative Corrections	2	1	0	1	0	14	18
+ TOTAL ACTIVATIONS	331	24	3	1	1	86	446

DEACTIVATIONS							
Changed to Inactive Status	3	0	0	0	0	0	3
Moved Out Of District (Deleted)	0	0	0	0	0	0	0
Felon (Deleted)	24	0	2	0	0	8	34
Deceased (Deleted)	88	4	0	0	1	7	100
Administrative Corrections	520	58	12	1	10	24	625
- TOTAL DEACTIVATIONS	635	62	14	1	11	39	762

AFFILIATION CHANGES							
+ Changed To Party	487	87	22	16	22	234	
- Changed From Party	-197	-89	-40	-8	-19	-444	
ENDING TOTALS	360107	29136	3707	1052	1510	78178	473690