




**D.C. BOARD OF ELECTIONS
MONTHLY REPORT OF VOTER REGISTRATION STATISTICS**




**CITYWIDE REGISTRATION SUMMARY
AS OF JULY 31, 2018**

WARD	DEM	REP	STG	LIB	OTH	NP	TOTALS
1	45,644	2,920	621	166	195	11,349	60,895
2	30,613	5,696	241	183	161	10,702	47,596
3	38,333	6,316	371	157	150	10,946	56,273
4	49,253	2,241	534	104	164	8,867	61,163
5	52,912	2,356	585	138	236	9,557	65,784
6	55,417	7,307	535	275	247	13,663	77,444
7	48,190	1,325	436	66	170	6,794	56,981
8	46,601	1,406	448	51	195	7,297	55,998
TOTALS	366,963	29,567	3,771	1,140	1,518	79,175	482,134
<i>Percentage By Party</i>	76.11%	6.13%	.78%	.24%	.31%	16.42%	100.00%

District of Columbia
BOARD OF ELECTIONS
Monthly Report
of
VOTER REGISTRATION STATISTICS
and
REGISTRATION TRANSACTIONS
as of the end of
JULY 31, 2018
Covering Citywide Totals by:
WARD, PRECINCT AND PARTY



1015 Half Street SE Suite 750
 Washington, DC 20003
 (202) 727-2525
<http://www.dcboe.org>



**D.C. BOARD OF ELECTIONS
MONTHLY REPORT OF VOTER REGISTRATION STATISTICS**



**WARD 1 REGISTRATION SUMMARY
AS OF JULY 31, 2018**

PRECINCT	DEM	REP	STG	LIB	OTH	NP	TOTALS
20	1,601	31	9	3	6	282	1,932
22	3,809	386	27	13	14	988	5,237
23	2,904	216	41	13	14	784	3,972
24	2,658	246	27	18	11	769	3,729
25	3,857	434	48	18	15	1,085	5,457
35	3,646	213	48	17	9	847	4,780
36	4,246	253	52	11	21	1,006	5,589
37	3,560	167	44	11	22	840	4,644
38	2,945	137	45	15	12	746	3,900
39	4,155	185	69	13	16	934	5,372
40	3,836	181	80	10	18	979	5,104
41	3,617	206	72	8	17	1,011	4,931
42	1,838	90	26	5	10	460	2,429
43	1,835	72	26	5	6	367	2,311
137	1,137	103	7	6	4	251	1,508
TOTALS	45,644	2,920	621	166	195	11,349	60,895




D.C. BOARD OF ELECTIONS
MONTHLY REPORT OF VOTER REGISTRATION STATISTICS




WARD 2 REGISTRATION SUMMARY
AS OF JULY 31, 2018

PRECINCT	DEM	REP	STG	LIB	OTH	NP	TOTALS
2	891	166	7	9	10	541	1,624
3	1,639	373	17	9	11	642	2,691
4	1,966	501	8	11	11	730	3,227
5	2,093	594	15	17	13	768	3,500
6	2,333	826	21	17	16	1,255	4,468
13	1,304	237	5	4	5	419	1,974
14	2,817	453	27	18	9	937	4,261
15	3,000	397	32	20	14	884	4,347
16	3,415	428	33	23	16	960	4,875
17	4,804	633	29	24	21	1,438	6,949
129	2,354	405	12	8	14	899	3,692
141	2,437	306	15	11	11	657	3,437
143	1,560	377	20	12	10	572	2,551
TOTALS	30,613	5,696	241	183	161	10,702	47,596




**D.C. BOARD OF ELECTIONS
MONTHLY REPORT OF VOTER REGISTRATION STATISTICS**



**WARD 3 REGISTRATION SUMMARY
AS OF JULY 31, 2018**

PRECINCT	DEM	REP	STG	LIB	OTH	NP	TOTALS
7	1,286	393	13	6	5	557	2,260
8	2,441	634	28	6	10	776	3,895
9	1,193	488	7	9	9	492	2,198
10	1,885	406	18	10	10	689	3,018
11	3,388	832	44	34	22	1,222	5,542
12	495	181	1	5	4	204	890
26	2,893	338	21	9	6	828	4,095
27	2,470	246	22	8	2	566	3,314
28	2,505	466	42	12	11	758	3,794
29	1,320	224	12	7	8	396	1,967
30	1,280	206	11	4	6	303	1,810
31	2,452	301	17	9	12	570	3,361
32	2,774	289	29	6	11	564	3,673
33	2,912	275	26	4	5	659	3,881
34	3,866	425	39	12	11	1,092	5,445
50	2,169	277	17	5	7	502	2,977
136	846	79	10	0	2	265	1,202
138	2,158	256	14	11	9	503	2,951
TOTALS	38,333	6,316	371	157	150	10,946	56,273



**D.C. BOARD OF ELECTIONS
MONTHLY REPORT OF VOTER REGISTRATION STATISTICS**




**WARD 4 REGISTRATION SUMMARY
AS OF JULY 31, 2018**

PRECINCT	DEM	REP	STG	LIB	OTH	NP	TOTALS
45	2,329	68	31	8	6	369	2,811
46	2,820	101	33	7	14	488	3,463
47	3,434	139	42	10	14	740	4,379
48	2,803	128	30	7	6	549	3,523
49	918	44	13	3	5	205	1,188
51	3,375	507	24	8	10	626	4,550
52	1,252	145	10	2	5	234	1,648
53	1,249	72	21	4	4	243	1,593
54	2,366	95	27	4	7	448	2,947
55	2,458	82	16	1	13	421	2,991
56	3,139	97	36	10	13	638	3,933
57	2,455	72	32	6	10	481	3,056
58	2,284	59	19	5	5	361	2,733
59	2,597	83	27	7	7	411	3,132
60	2,166	72	24	5	11	601	2,879
61	1,596	57	16	1	5	297	1,972
62	3,161	130	22	2	4	384	3,703
63	3,742	142	61	3	17	651	4,616
64	2,359	63	21	6	6	361	2,816
65	2,750	85	29	5	2	359	3,230
TOTALS	49,253	2,241	534	104	164	8,867	61,163




D.C. BOARD OF ELECTIONS
MONTHLY REPORT OF VOTER REGISTRATION STATISTICS




WARD 5 REGISTRATION SUMMARY
AS OF JULY 31, 2018

PRECINCT	DEM	REP	STG	LIB	OTH	NP	TOTALS
19	4,435	194	65	14	16	954	5,678
44	2,858	232	28	9	19	648	3,794
66	4,560	96	44	4	19	607	5,330
67	2,885	99	23	3	9	421	3,440
68	1,954	163	22	10	7	402	2,558
69	2,103	75	21	1	10	294	2,504
70	1,464	71	24	0	4	232	1,795
71	2,433	72	23	7	9	350	2,894
72	4,350	147	36	9	25	729	5,296
73	1,964	90	24	6	9	361	2,454
74	4,759	264	62	13	23	1,002	6,123
75	3,975	224	48	24	22	825	5,118
76	1,669	96	21	5	6	386	2,183
77	2,918	117	27	4	13	528	3,607
78	2,976	97	43	9	13	498	3,636
79	2,065	77	24	3	13	386	2,568
135	3,083	180	34	13	15	618	3,943
139	2,461	62	16	4	4	316	2,863
TOTALS	52,912	2,356	585	138	236	9,557	65,784



**D.C. BOARD OF ELECTIONS
MONTHLY REPORT OF VOTER REGISTRATION STATISTICS**



**WARD 6 REGISTRATION SUMMARY
AS OF JULY 31, 2018**

PRECINCT	DEM	REP	STG	LIB	OTH	NP	TOTALS
1	4,427	580	45	27	18	1,234	6,331
18	4,818	383	49	20	20	1,101	6,391
21	1,189	60	9	6	2	242	1,508
81	4,637	376	48	14	19	954	6,048
82	2,571	250	27	10	7	598	3,463
83	5,510	747	47	33	26	1,429	7,792
84	1,963	409	19	7	11	537	2,946
85	2,662	488	22	14	7	715	3,908
86	2,235	244	24	10	7	435	2,955
87	2,680	301	18	3	17	596	3,615
88	2,117	303	22	9	6	487	2,944
89	2,602	625	25	18	10	763	4,043
90	1,582	237	14	6	13	460	2,312
91	4,119	419	34	15	21	921	5,529
127	4,228	311	46	22	17	880	5,504
128	2,465	223	29	12	12	587	3,328
130	780	303	6	2	3	262	1,356
131	3,127	822	32	32	22	971	5,006
142	1,705	226	19	15	9	491	2,465
TOTALS	55,417	7,307	535	275	247	13,663	77,444




**D.C. BOARD OF ELECTIONS
MONTHLY REPORT OF VOTER REGISTRATION STATISTICS**



**WARD 7 REGISTRATION SUMMARY
AS OF JULY 31, 2018**

PRECINCT	DEM	REP	STG	LIB	OTH	NP	TOTALS
80	1,478	86	21	4	3	283	1,875
92	1,590	35	12	1	5	236	1,879
93	1,596	40	19	2	8	240	1,905
94	1,974	60	18	1	5	277	2,335
95	1,672	49	12	1	2	281	2,017
96	2,371	61	14	0	11	353	2,810
97	1,415	47	16	1	6	212	1,697
98	1,927	42	20	5	9	261	2,264
99	1,531	52	18	5	7	269	1,882
100	2,435	49	15	2	9	295	2,805
101	1,595	33	14	5	5	183	1,835
102	2,372	54	20	3	13	294	2,756
103	3,486	82	42	4	10	494	4,118
104	3,136	90	31	3	20	459	3,739
105	2,432	72	19	4	9	390	2,926
106	2,853	61	23	3	12	387	3,339
107	1,774	61	15	1	6	240	2,097
108	1,076	31	6	0	2	134	1,249
109	973	41	4	1	1	101	1,121
110	3,745	101	24	9	10	440	4,329
111	2,455	63	34	3	6	392	2,953
113	2,212	57	22	3	6	268	2,568
132	2,092	58	17	5	5	305	2,482
TOTALS	48,190	1,325	436	66	170	6,794	56,981



D.C. BOARD OF ELECTIONS
MONTHLY REPORT OF VOTER REGISTRATION STATISTICS




WARD 8 REGISTRATION SUMMARY
AS OF JULY 31, 2018

PRECINCT	DEM	REP	STG	LIB	OTH	NP	TOTALS
112	2,225	59	15	0	10	321	2,630
114	3,606	139	42	4	24	619	4,434
115	2,828	69	25	4	11	607	3,544
116	4,159	103	43	4	15	634	4,958
117	2,115	47	19	3	9	331	2,524
118	2,786	77	29	3	15	406	3,316
119	2,766	112	34	3	15	455	3,385
120	1,988	41	15	2	4	261	2,311
121	3,441	79	27	5	8	467	4,027
122	1,825	47	22	1	8	258	2,161
123	2,381	173	26	11	20	404	3,015
124	2,643	70	23	1	8	366	3,111
125	4,540	104	37	3	16	711	5,411
126	3,909	138	48	6	17	723	4,841
133	1,310	45	8	0	1	177	1,541
134	2,220	50	25	0	5	283	2,583
140	1,859	53	10	1	9	274	2,206
TOTALS	46,601	1,406	448	51	195	7,297	55,998



D.C. BOARD OF ELECTIONS
MONTHLY REPORT OF VOTER REGISTRATION STATISTICS



CITYWIDE REGISTRATION ACTIVITY

For voter registration activity between 06/30/2018 and 07/31/2018

NEW REGISTRATIONS	DEM	REP	STG	LIB	OTH	NP	TOTAL
BEGINNING TOTALS	365719	29587	3781	1122	1524	79310	481043
Board of Elections Over the Counter	10	0	0	0	1	4	15
Board of Elections by Mail	7	0	0	0	1	3	11
Online Registration	310	28	3	3	3	79	426
Department of Motor Vehicle	36	1	1	0	2	21	61
Department on Disability Services	0	0	0	0	0	0	0
Office of Aging	1	0	0	0	0	0	1
Federal Postcard Application	0	0	0	0	0	0	0
Department of Parks and Recreation	0	0	0	0	0	0	0
Nursing Home Program	0	0	0	0	0	0	0
Dept. of Youth Rehabilitative Services	0	0	0	0	0	0	0
Department of Corrections	0	0	0	0	0	0	0
Department of Human Services	0	0	0	0	0	0	0
Special / Provisional	0	0	0	0	0	0	0
All Other Sources	2983	110	19	10	1	318	3441
+ TOTAL NEW REGISTRATIONS	3333	139	23	13	8	424	3938

ACTIVATIONS							
Reinstated from Inactive Status	366	15	3	0	0	66	450
Administrative Corrections	1	0	0	0	1	0	2
+ TOTAL ACTIVATIONS	367	15	3	0	1	66	452

DEACTIVATIONS							
Changed to Inactive Status	66	8	0	0	0	15	89
Moved Out Of District (Deleted)	2	0	0	0	0	0	2
Felon (Deleted)	0	0	0	0	0	0	0
Deceased (Deleted)	243	20	5	0	0	27	295
Administrative Corrections	2628	105	16	10	2	206	2967
- TOTAL DEACTIVATIONS	2939	133	21	10	2	248	3353

AFFILIATION CHANGES							
+ Changed To Party	681	96	29	22	15	195	
- Changed From Party	-198	-137	-44	-7	-28	-572	
ENDING TOTALS	366963	29567	3771	1140	1518	79175	482134