

**D.C. BOARD OF ELECTIONS
MONTHLY REPORT OF VOTER REGISTRATION STATISTICS**



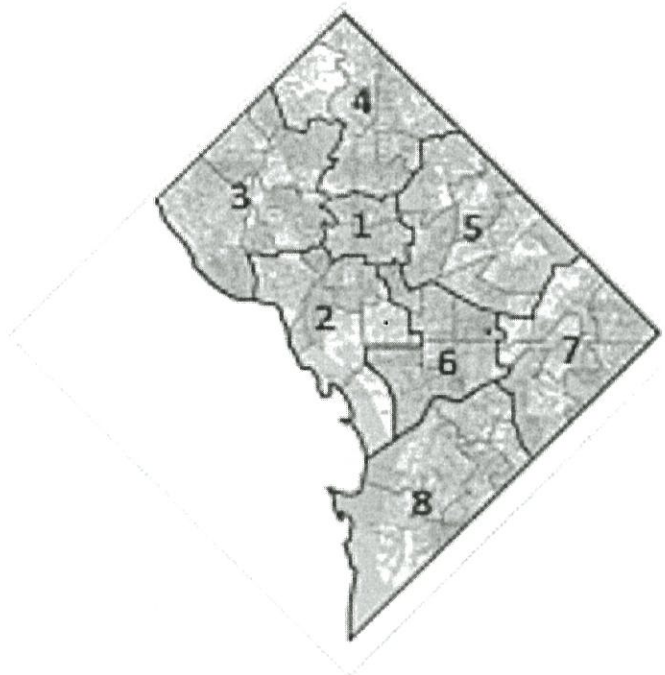
**CITYWIDE REGISTRATION SUMMARY
AS OF MAY 31, 2019**

WARD	DEM	REP	STG	LIB	OTH	NP	TOTALS
1	49,371	3,127	631	247	193	12,416	65,985
2	33,423	5,933	259	250	167	11,818	51,850
3	40,781	6,296	362	219	149	11,955	59,762
4	51,259	2,265	541	138	174	9,582	63,959
5	56,136	2,571	619	206	254	10,609	70,395
6	60,265	8,082	530	375	253	15,506	85,011
7	50,912	1,381	446	104	207	7,668	60,718
8	49,532	1,582	487	111	210	8,473	60,395
TOTALS	391,679	31,237	3,875	1,650	1,607	88,027	518,075
<i>Percentage By Party</i>	<i>75.60%</i>	<i>6.03%</i>	<i>.75%</i>	<i>.32%</i>	<i>.31%</i>	<i>16.99%</i>	<i>100.00%</i>


District of Columbia
BOARD OF ELECTIONS
Monthly Report
of
VOTER REGISTRATION STATISTICS
and
REGISTRATION TRANSACTIONS
as of the end of

MAY 31, 2019

Covering Citywide Totals by:
WARD, PRECINCT AND PARTY



1015 Half Street SE Suite 750
 Washington, DC 20003
 (202) 727-2525
<http://www.dcboe.org>




D.C. BOARD OF ELECTIONS
MONTHLY REPORT OF VOTER REGISTRATION STATISTICS



WARD 1 REGISTRATION SUMMARY
AS OF MAY 31, 2019

PRECINCT	DEM	REP	STG	LIB	OTH	NP	TOTALS
20	1,851	39	9	6	7	324	2,236
22	4,135	443	26	21	14	1,107	5,746
23	3,187	246	46	17	16	863	4,375
24	2,929	278	27	31	10	867	4,142
25	4,203	460	50	25	11	1,148	5,897
35	4,009	212	59	22	11	910	5,223
36	4,608	250	47	18	20	1,081	6,024
37	3,932	189	40	20	25	945	5,151
38	3,118	149	41	15	13	805	4,141
39	4,369	182	72	16	13	1,007	5,659
40	4,029	197	83	14	14	1,071	5,408
41	3,941	210	75	19	19	1,109	5,373
42	1,926	98	26	9	10	513	2,582
43	1,928	71	24	8	7	398	2,436
137	1,206	103	6	6	3	268	1,592
TOTALS	49,371	3,127	631	247	193	12,416	65,985




**D.C. BOARD OF ELECTIONS
MONTHLY REPORT OF VOTER REGISTRATION STATISTICS**



**WARD 2 REGISTRATION SUMMARY
AS OF MAY 31, 2019**

PRECINCT	DEM	REP	STG	LIB	OTH	NP	TOTALS
2	995	181	8	9	9	558	1,760
3	1,830	376	17	15	12	716	2,966
4	2,190	559	11	13	11	871	3,655
5	2,195	612	15	24	12	847	3,705
6	2,515	797	17	20	18	1,343	4,710
13	1,391	232	7	8	6	446	2,090
14	3,143	479	27	27	10	1,038	4,724
15	3,267	394	38	28	13	987	4,727
16	3,665	470	29	28	16	1,031	5,239
17	5,210	657	35	43	25	1,610	7,580
129	2,618	441	13	13	13	995	4,093
141	2,659	338	21	10	11	707	3,746
143	1,745	397	21	12	11	669	2,855
TOTALS	33,423	5,933	259	250	167	11,818	51,850




**D.C. BOARD OF ELECTIONS
MONTHLY REPORT OF VOTER REGISTRATION STATISTICS**



**WARD 3 REGISTRATION SUMMARY
AS OF MAY 31, 2019**

PRECINCT	DEM	REP	STG	LIB	OTH	NP	TOTALS
7	1,367	404	11	9	5	605	2,401
8	2,510	617	24	8	9	840	4,008
9	1,287	489	8	10	8	525	2,327
10	1,977	394	20	13	10	723	3,137
11	3,716	822	44	46	19	1,369	6,016
12	504	172	1	5	4	222	908
26	3,168	372	23	15	9	935	4,522
27	2,570	246	21	12	2	595	3,446
28	2,704	465	36	15	15	857	4,092
29	1,443	216	14	11	9	438	2,131
30	1,306	202	11	4	3	325	1,851
31	2,547	304	20	11	12	596	3,490
32	2,891	288	26	8	10	630	3,853
33	3,055	266	28	8	5	707	4,069
34	4,189	430	35	14	9	1,199	5,876
50	2,311	275	17	11	11	564	3,189
136	939	72	8	2	2	275	1,298
138	2,297	262	15	17	7	550	3,148
TOTALS	40,781	6,296	362	219	149	11,955	59,762




D.C. BOARD OF ELECTIONS
MONTHLY REPORT OF VOTER REGISTRATION STATISTICS



WARD 4 REGISTRATION SUMMARY
AS OF MAY 31, 2019

PRECINCT	DEM	REP	STG	LIB	OTH	NP	TOTALS
45	2,452	67	28	11	6	412	2,976
46	2,949	102	33	10	15	524	3,633
47	3,653	146	41	10	17	781	4,648
48	2,897	131	34	4	5	587	3,658
49	944	47	15	4	9	225	1,244
51	3,431	506	25	11	10	660	4,643
52	1,268	144	9	3	5	237	1,666
53	1,281	75	23	3	4	260	1,646
54	2,457	91	30	4	8	473	3,063
55	2,554	78	20	4	19	452	3,127
56	3,319	100	36	17	12	676	4,160
57	2,587	71	29	8	10	538	3,243
58	2,337	65	22	5	5	399	2,833
59	2,673	82	25	10	7	433	3,230
60	2,290	75	26	7	10	648	3,056
61	1,680	57	15	6	5	319	2,082
62	3,246	128	19	4	4	413	3,814
63	3,953	145	58	4	14	730	4,904
64	2,409	70	21	5	7	393	2,905
65	2,879	85	32	8	2	422	3,428
TOTALS	51,259	2,265	541	138	174	9,582	63,959




**D.C. BOARD OF ELECTIONS
MONTHLY REPORT OF VOTER REGISTRATION STATISTICS**



**WARD 5 REGISTRATION SUMMARY
AS OF MAY 31, 2019**

PRECINCT	DEM	REP	STG	LIB	OTH	NP	TOTALS
19	4,756	228	67	20	20	1,055	6,146
44	3,026	238	33	14	17	706	4,034
66	4,826	120	45	15	17	701	5,724
67	2,942	102	23	7	8	457	3,539
68	2,035	168	23	11	12	423	2,672
69	2,175	78	20	5	11	317	2,606
70	1,559	70	25	1	4	259	1,918
71	2,525	75	23	8	10	405	3,046
72	4,582	161	43	16	30	806	5,638
73	2,036	103	23	8	8	382	2,560
74	5,112	287	61	22	22	1,106	6,610
75	4,327	245	49	27	21	914	5,583
76	1,849	114	27	10	11	447	2,458
77	3,088	124	35	10	13	606	3,876
78	3,163	108	43	8	15	555	3,892
79	2,234	86	25	4	13	440	2,802
135	3,240	185	39	15	17	659	4,155
139	2,661	79	15	5	5	371	3,136
TOTALS	56,136	2,571	619	206	254	10,609	70,395




**D.C. BOARD OF ELECTIONS
MONTHLY REPORT OF VOTER REGISTRATION STATISTICS**



**WARD 6 REGISTRATION SUMMARY
AS OF MAY 31, 2019**

PRECINCT	DEM	REP	STG	LIB	OTH	NP	TOTALS
1	4,985	655	42	33	19	1,455	7,189
18	5,179	400	45	22	18	1,232	6,896
21	1,252	67	10	8	1	269	1,607
81	4,871	392	51	21	21	1,036	6,392
82	2,661	279	25	15	5	658	3,643
83	6,415	858	47	52	29	1,746	9,147
84	2,049	424	19	13	11	572	3,088
85	2,829	527	19	15	7	777	4,174
86	2,303	267	18	10	8	456	3,062
87	2,799	301	20	9	18	640	3,787
88	2,177	307	26	10	8	513	3,041
89	2,774	640	25	23	11	818	4,291
90	1,676	237	15	9	15	508	2,460
91	4,409	455	36	24	21	1,029	5,974
127	4,425	332	48	24	23	974	5,826
128	2,715	247	27	13	8	671	3,681
130	799	322	6	4	3	283	1,417
131	3,894	1,080	35	48	20	1,278	6,355
142	2,053	292	16	22	7	591	2,981
TOTALS	60,265	8,082	530	375	253	15,506	85,011




**D.C. BOARD OF ELECTIONS
MONTHLY REPORT OF VOTER REGISTRATION STATISTICS**



**WARD 7 REGISTRATION SUMMARY
AS OF MAY 31, 2019**

PRECINCT	DEM	REP	STG	LIB	OTH	NP	TOTALS
80	1,511	87	17	5	6	304	1,930
92	1,626	37	12	1	5	259	1,940
93	1,689	44	20	3	9	266	2,031
94	2,097	60	22	8	10	302	2,499
95	1,763	55	13	2	4	287	2,124
96	2,541	63	18	0	10	390	3,022
97	1,435	53	14	1	6	243	1,752
98	2,035	49	23	6	16	307	2,436
99	1,680	52	16	9	15	324	2,096
100	2,653	47	18	4	9	364	3,095
101	1,666	41	18	7	4	210	1,946
102	2,555	66	18	4	14	358	3,015
103	3,704	81	38	10	12	553	4,398
104	3,387	92	37	3	21	540	4,080
105	2,547	77	20	7	10	426	3,087
106	2,955	65	25	5	12	412	3,474
107	1,883	57	12	3	8	271	2,234
108	1,101	31	5	0	3	147	1,287
109	980	41	2	3	1	115	1,142
110	3,915	102	23	8	12	473	4,533
111	2,633	64	37	5	6	447	3,192
113	2,335	60	20	2	8	310	2,735
132	2,221	57	18	8	6	360	2,670
TOTALS	50,912	1,381	446	104	207	7,668	60,718




**D.C. BOARD OF ELECTIONS
MONTHLY REPORT OF VOTER REGISTRATION STATISTICS**



**WARD 8 REGISTRATION SUMMARY
AS OF MAY 31, 2019**

PRECINCT	DEM	REP	STG	LIB	OTH	NP	TOTALS
112	2,312	66	17	1	12	370	2,778
114	3,991	160	49	18	27	765	5,010
115	2,929	95	31	6	11	663	3,735
116	4,350	101	42	7	15	720	5,235
117	2,313	53	22	7	10	399	2,804
118	2,966	84	40	4	17	476	3,587
119	2,823	112	34	8	16	511	3,504
120	2,212	51	13	4	5	338	2,623
121	3,667	83	27	10	7	552	4,346
122	1,899	55	22	1	8	311	2,296
123	2,587	213	28	19	19	495	3,361
124	2,811	75	23	5	11	413	3,338
125	4,777	113	42	5	19	833	5,789
126	4,239	155	50	10	17	830	5,301
133	1,377	45	9	1		193	1,625
134	2,316	58	25	2	4	321	2,726
140	1,963	63	13	3	12	283	2,337
TOTALS	49,532	1,582	487	111	210	8,473	60,395



D.C. BOARD OF ELECTIONS
MONTHLY REPORT OF VOTER REGISTRATION STATISTICS



CITYWIDE REGISTRATION ACTIVITY

For voter registration activity between 04/30/2019 and 05/31/2019

NEW REGISTRATIONS	DEM	REP	STG	LIB	OTH	NP	TOTAL
BEGINNING TOTALS	392392	31324	3883	1628	1622	87918	518767
Board of Elections Over the Counter	7	2	1	0	0	0	10
Board of Elections by Mail	39	5	0	0	0	13	57
Online Registration	19	2	0	0	0	15	36
Department of Motor Vehicle	564	90	5	8	1	416	1084
Department on Disability Services	0	0	0	0	0	0	0
Office of Aging	0	0	0	0	0	0	0
Federal Postcard Application	0	0	0	0	0	0	0
Department of Parks and Recreation	0	0	0	0	0	0	0
Nursing Home Program	0	0	0	0	0	0	0
Dept. of Youth Rehabilitative Services	3	0	0	0	0	1	4
Department of Corrections	0	0	0	0	0	0	0
Department of Human Services	27	2	0	0	1	10	40
Special / Provisional	0	0	0	0	0	0	0
All Other Sources	105	3	0	0	0	71	179
+ TOTAL NEW REGISTRATIONS	764	104	6	8	2	526	1410

ACTIVATIONS							
Reinstated from Inactive Status	217	19	3	1	1	70	311
Administrative Corrections	7	0	0	11	0	1	19
+ TOTAL ACTIVATIONS	224	19	3	12	1	71	330

DEACTIVATIONS							
Changed to Inactive Status	512	61	6	8	1	158	746
Moved Out Of District (Deleted)	1	1	0	0	0	0	2
Felon (Deleted)	17	2	0	0	1	5	25
Deceased (Deleted)	257	11	5	0	1	27	301
Administrative Corrections	970	113	13	3	8	433	1540
- TOTAL DEACTIVATIONS	1757	188	24	11	11	623	2614

AFFILIATION CHANGES							
+ Changed To Party	395	92	30	25	8	487	
- Changed From Party	-339	-114	-23	-12	-15	-352	
ENDING TOTALS	391679	31237	3875	1650	1607	88027	518075