




**D.C. BOARD OF ELECTIONS
MONTHLY REPORT OF VOTER REGISTRATION STATISTICS**



**CITYWIDE REGISTRATION SUMMARY
AS OF MAY 29, 2018**

WARD	DEM	REP	STG	LIB	OTH	NP	TOTALS
1	44,820	2,907	632	152	198	11,349	60,058
2	30,235	5,694	235	177	163	10,709	47,213
3	37,710	6,280	365	149	154	10,876	55,534
4	48,672	2,229	525	100	162	8,769	60,457
5	52,124	2,330	588	133	231	9,459	64,865
6	54,484	7,197	521	249	247	13,580	76,278
7	47,732	1,303	426	58	168	6,684	56,371
8	46,121	1,390	442	49	188	7,197	55,387
TOTALS	361,898	29,330	3,734	1,067	1,511	78,623	476,163
<i>Percentage By Party</i>	76.00%	6.16%	.78%	.22%	.32%	16.51%	100.00%


District of Columbia
BOARD OF ELECTIONS
Monthly Report
of
VOTER REGISTRATION STATISTICS
and
REGISTRATION TRANSACTIONS
as of the end of
MAY 29, 2018
Covering Citywide Totals by:
WARD, PRECINCT AND PARTY



1015 Half Street SE Suite 750
 Washington, DC 20003
 (202) 727-2525
<http://www.dcboe.org>




**D.C. BOARD OF ELECTIONS
MONTHLY REPORT OF VOTER REGISTRATION STATISTICS**



**WARD 1 REGISTRATION SUMMARY
AS OF MAY 29, 2018**

PRECINCT	DEM	REP	STG	LIB	OTH	NP	TOTALS
20	1,581	31	10	3	7	273	1,905
22	3,720	381	30	13	13	976	5,133
23	2,871	215	41	11	14	782	3,934
24	2,652	249	27	15	14	788	3,745
25	3,769	430	44	18	13	1,096	5,370
35	3,551	222	49	14	10	843	4,689
36	4,160	252	59	11	21	1,001	5,504
37	3,494	160	45	9	20	839	4,567
38	2,867	130	45	15	14	747	3,818
39	4,097	197	68	11	15	934	5,322
40	3,795	182	82	10	18	978	5,065
41	3,557	205	73	7	17	1,012	4,871
42	1,790	86	25	4	11	462	2,378
43	1,795	69	27	5	7	371	2,274
137	1,121	98	7	6	4	247	1,483
TOTALS	44,820	2,907	632	152	198	11,349	60,058



**D.C. BOARD OF ELECTIONS
MONTHLY REPORT OF VOTER REGISTRATION STATISTICS**




**WARD 2 REGISTRATION SUMMARY
AS OF MAY 29, 2018**

PRECINCT	DEM	REP	STG	LIB	OTH	NP	TOTALS
2	893	167	7	9	10	545	1,631
3	1,624	370	18	8	11	644	2,675
4	1,915	498	9	12	11	737	3,182
5	2,071	599	12	15	13	759	3,469
6	2,323	828	21	16	15	1,255	4,458
13	1,287	230	4	3	5	417	1,946
14	2,825	466	26	19	9	963	4,308
15	2,948	395	29	18	14	876	4,280
16	3,367	423	32	24	19	948	4,813
17	4,725	622	29	22	19	1,449	6,866
129	2,347	418	12	8	14	897	3,696
141	2,388	300	17	12	13	650	3,380
143	1,522	378	19	11	10	569	2,509
TOTALS	30,235	5,694	235	177	163	10,709	47,213



**D.C. BOARD OF ELECTIONS
MONTHLY REPORT OF VOTER REGISTRATION STATISTICS**



**WARD 3 REGISTRATION SUMMARY
AS OF MAY 29, 2018**

PRECINCT	DEM	REP	STG	LIB	OTH	NP	TOTALS
7	1,250	392	15	4	5	553	2,219
8	2,400	629	27	6	10	770	3,842
9	1,180	487	7	8	9	490	2,181
10	1,857	408	20	8	10	685	2,988
11	3,319	827	45	30	22	1,214	5,457
12	489	179		5	4	201	878
26	2,846	333	19	9	7	821	4,035
27	2,430	243	21	8	2	558	3,262
28	2,468	458	41	12	12	761	3,752
29	1,317	220	13	7	8	396	1,961
30	1,268	201	11	4	6	302	1,792
31	2,411	301	16	9	13	568	3,318
32	2,716	291	29	6	11	565	3,618
33	2,884	274	26	4	5	653	3,846
34	3,756	424	37	13	10	1,085	5,325
50	2,133	280	16	5	7	499	2,940
136	851	81	9	0	3	263	1,207
138	2,135	252	13	11	10	492	2,913
TOTALS	37,710	6,280	365	149	154	10,876	55,534




**D.C. BOARD OF ELECTIONS
MONTHLY REPORT OF VOTER REGISTRATION STATISTICS**



**WARD 4 REGISTRATION SUMMARY
AS OF MAY 29, 2018**

PRECINCT	DEM	REP	STG	LIB	OTH	NP	TOTALS
45	2,281	67	34	8	7	375	2,772
46	2,786	97	33	7	14	485	3,422
47	3,398	135	44	10	13	738	4,338
48	2,771	128	29	6	7	541	3,482
49	908	44	12	2	5	199	1,170
51	3,323	509	21	8	10	613	4,484
52	1,235	145	9	2	5	226	1,622
53	1,233	74	20	2	4	242	1,575
54	2,335	96	25	4	5	438	2,903
55	2,418	78	14	1	12	418	2,941
56	3,098	97	36	9	13	631	3,884
57	2,445	70	33	6	10	474	3,038
58	2,261	61	19	5	4	343	2,693
59	2,592	85	28	7	7	408	3,127
60	2,152	68	24	5	10	596	2,855
61	1,578	57	16	1	7	294	1,953
62	3,117	130	21	2	4	382	3,656
63	3,670	138	58	3	18	657	4,544
64	2,342	65	21	6	5	356	2,795
65	2,729	85	28	6	2	353	3,203
TOTALS	48,672	2,229	525	100	162	8,769	60,457



**D.C. BOARD OF ELECTIONS
MONTHLY REPORT OF VOTER REGISTRATION STATISTICS**




**WARD 5 REGISTRATION SUMMARY
AS OF MAY 29, 2018**

PRECINCT	DEM	REP	STG	LIB	OTH	NP	TOTALS
19	4,374	191	66	13	18	952	5,614
44	2,805	233	29	9	18	646	3,740
66	4,480	97	45	4	16	602	5,244
67	2,848	99	24	4	9	425	3,409
68	1,912	159	21	10	6	397	2,505
69	2,079	72	19	1	10	292	2,473
70	1,445	71	24	0	4	233	1,777
71	2,406	71	24	5	9	346	2,861
72	4,298	137	37	8	25	731	5,236
73	1,947	90	24	6	8	355	2,430
74	4,684	261	60	13	20	996	6,034
75	3,889	223	47	22	22	818	5,021
76	1,636	92	21	6	7	377	2,139
77	2,902	122	27	5	13	519	3,588
78	2,921	94	43	9	12	485	3,564
79	2,044	74	25	2	13	373	2,531
135	3,030	182	35	12	16	609	3,884
139	2,424	62	17	4	5	303	2,815
TOTALS	52,124	2,330	588	133	231	9,459	64,865



**D.C. BOARD OF ELECTIONS
MONTHLY REPORT OF VOTER REGISTRATION STATISTICS**



**WARD 6 REGISTRATION SUMMARY
AS OF MAY 29, 2018**

PRECINCT	DEM	REP	STG	LIB	OTH	NP	TOTALS
1	4,362	567	46	26	18	1,220	6,239
18	4,763	367	50	15	21	1,084	6,300
21	1,174	57	8	7	2	247	1,495
81	4,556	371	50	14	18	947	5,956
82	2,518	251	26	8	10	586	3,399
83	5,383	748	46	30	26	1,432	7,665
84	1,949	404	20	5	10	533	2,921
85	2,652	494	19	13	7	725	3,910
86	2,196	246	22	9	8	441	2,922
87	2,652	294	17	3	16	589	3,571
88	2,092	293	22	7	6	481	2,901
89	2,545	622	23	17	11	768	3,986
90	1,574	236	13	6	11	451	2,291
91	4,054	412	33	16	19	928	5,462
127	4,178	315	45	21	17	868	5,444
128	2,430	215	29	11	11	594	3,290
130	779	302	6	1	4	270	1,362
131	2,987	793	29	27	24	944	4,804
142	1,640	210	17	13	8	472	2,360
TOTALS	54,484	7,197	521	249	247	13,580	76,278




**D.C. BOARD OF ELECTIONS
MONTHLY REPORT OF VOTER REGISTRATION STATISTICS**




**WARD 7 REGISTRATION SUMMARY
AS OF MAY 29, 2018**

PRECINCT	DEM	REP	STG	LIB	OTH	NP	TOTALS
80	1,443	86	21	4	2	269	1,825
92	1,591	34	12	1	5	233	1,876
93	1,584	40	18	2	7	234	1,885
94	1,961	58	18	0	5	272	2,314
95	1,668	48	12	1	2	271	2,002
96	2,356	62	14	0	12	351	2,795
97	1,402	48	15	1	6	205	1,677
98	1,902	41	19	4	9	257	2,232
99	1,516	51	18	5	7	264	1,861
100	2,404	50	14	2	9	291	2,770
101	1,586	30	14	4	5	180	1,819
102	2,331	54	20	2	12	294	2,713
103	3,447	79	42	3	10	493	4,074
104	3,116	87	32	2	20	449	3,706
105	2,407	72	19	4	9	386	2,897
106	2,823	60	21	1	11	384	3,300
107	1,751	63	14	1	7	233	2,069
108	1,064	28	6	0	2	129	1,229
109	956	40	4	0	1	104	1,105
110	3,705	99	23	9	9	436	4,281
111	2,437	62	33	3	6	379	2,920
113	2,214	56	21	4	6	270	2,571
132	2,068	55	16	5	6	300	2,450
TOTALS	47,732	1,303	426	58	168	6,684	56,371



**D.C. BOARD OF ELECTIONS
MONTHLY REPORT OF VOTER REGISTRATION STATISTICS**



**WARD 8 REGISTRATION SUMMARY
AS OF MAY 29, 2018**

PRECINCT	DEM	REP	STG	LIB	OTH	NP	TOTALS
112	2,215	60	16	0	10	317	2,618
114	3,574	141	38	4	24	592	4,373
115	2,824	67	25	4	11	609	3,540
116	4,124	102	42	4	15	629	4,916
117	2,092	46	18	3	9	327	2,495
118	2,742	76	31	3	14	401	3,267
119	2,732	112	32	3	14	451	3,344
120	1,921	36	16	2	3	251	2,229
121	3,411	77	27	3	7	459	3,984
122	1,808	47	24	1	8	251	2,139
123	2,347	170	25	11	19	402	2,974
124	2,616	71	23	1	8	362	3,081
125	4,494	104	34	3	15	711	5,361
126	3,871	137	48	6	17	707	4,786
133	1,302	44	9	0	1	174	1,530
134	2,206	46	25	0	5	282	2,564
140	1,842	54	9	1	8	272	2,186
TOTALS	46,121	1,390	442	49	188	7,197	55,387



D.C. BOARD OF ELECTIONS MONTHLY REPORT OF VOTER REGISTRATION STATISTICS



CITYWIDE REGISTRATION ACTIVITY

For voter registration activity between 05/01/2018 and 05/29/2018

NEW REGISTRATIONS	DEM	REP	STG	LIB	OTH	NP	TOTAL
BEGINNING TOTALS	360311	29156	3714	1050	1519	78251	474001
Board of Elections Over the Counter	25	1	0	0	0	17	43
Board of Elections by Mail	158	9	1	0	0	54	222
Online Registration	340	30	2	6	4	75	457
Department of Motor Vehicle	634	61	21	1	3	285	1005
Department on Disability Services	2	0	0	0	0	4	6
Office of Aging	0	0	0	0	0	0	0
Federal Postcard Application	0	0	0	0	0	0	0
Department of Parks and Recreation	0	0	0	0	0	0	0
Nursing Home Program	36	3	3	0	0	3	45
Dept. of Youth Rehabilitative Services	0	0	0	0	0	0	0
Department of Corrections	2	0	0	0	0	1	3
Department of Human Services	4	0	0	0	0	2	6
Special / Provisional	0	0	0	0	0	0	0
All Other Sources	74	4	1	0	0	41	120
+ TOTAL NEW REGISTRATIONS	1275	108	28	7	7	482	1907

ACTIVATIONS							
Reinstated from Inactive Status	259	13	4	2	2	45	325
Administrative Corrections	0	0	8	0	0	124	132
+ TOTAL ACTIVATIONS	259	13	12	2	2	169	457

DEACTIVATIONS							
Changed to Inactive Status	1	0	0	0	0	0	1
Moved Out Of District (Deleted)	0	0	0	0	0	0	0
Felon (Deleted)	0	0	0	0	0	0	0
Deceased (Deleted)	28	1	0	0	0	4	33
Administrative Corrections	190	11	3	3	3	29	239
- TOTAL DEACTIVATIONS	219	12	3	3	3	33	273

AFFILIATION CHANGES							
+ Changed To Party	497	160	33	22	25	228	
- Changed From Party	-225	-95	-50	-11	-39	-474	
ENDING TOTALS	361898	29330	3734	1067	1511	78623	476163