




**D.C. BOARD OF ELECTIONS  
MONTHLY REPORT OF VOTER REGISTRATION STATISTICS**




**CITYWIDE REGISTRATION SUMMARY  
AS OF JULY 31, 2019**

WARD	DEM	REP	STG	LIB	OTH	NP	TOTALS
<b>1</b>	49,958	3,183	635	253	192	12,618	<b>66,839</b>
<b>2</b>	33,907	6,011	260	259	163	11,996	<b>52,596</b>
<b>3</b>	41,224	6,336	367	233	149	12,108	<b>60,417</b>
<b>4</b>	51,568	2,286	540	148	172	9,707	<b>64,421</b>
<b>5</b>	56,634	2,604	623	217	249	10,769	<b>71,096</b>
<b>6</b>	61,067	8,203	529	397	251	15,823	<b>86,270</b>
<b>7</b>	51,195	1,403	451	110	203	7,866	<b>61,228</b>
<b>8</b>	49,933	1,594	489	121	210	8,720	<b>61,067</b>
<b>TOTALS</b>	<b>395,486</b>	<b>31,620</b>	<b>3,894</b>	<b>1,738</b>	<b>1,589</b>	<b>89,607</b>	<b>523,934</b>
<i>Percentage By Party</i>	75.48%	6.04%	.74%	.33%	.30%	17.10%	100.00%

District of Columbia  
**BOARD OF ELECTIONS**  
*Monthly Report*  
*of*  
**VOTER REGISTRATION STATISTICS**  
*and*  
**REGISTRATION TRANSACTIONS**  
*as of the end of*  
**JULY 31, 2019**  
*Covering Citywide Totals by:*  
**WARD, PRECINCT AND PARTY**



1015 Half Street SE Suite 750  
 Washington, DC 20003  
 (202) 727-2525  
<http://www.dcboe.org>




**D.C. BOARD OF ELECTIONS**  
**MONTHLY REPORT OF VOTER REGISTRATION STATISTICS**



**WARD 1 REGISTRATION SUMMARY**  
**AS OF JULY 31, 2019**

<b>PRECINCT</b>	<b>DEM</b>	<b>REP</b>	<b>STG</b>	<b>LIB</b>	<b>OTH</b>	<b>NP</b>	<b>TOTALS</b>
<b>20</b>	1,850	39	10	7	7	327	<b>2,240</b>
<b>22</b>	4,178	448	27	21	14	1,127	<b>5,815</b>
<b>23</b>	3,224	254	45	17	16	879	<b>4,435</b>
<b>24</b>	2,964	285	27	32	10	878	<b>4,196</b>
<b>25</b>	4,260	470	51	25	11	1,175	<b>5,992</b>
<b>35</b>	4,059	213	61	23	12	926	<b>5,294</b>
<b>36</b>	4,671	248	46	18	19	1,115	<b>6,117</b>
<b>37</b>	3,983	200	40	20	25	961	<b>5,229</b>
<b>38</b>	3,156	147	40	16	13	817	<b>4,189</b>
<b>39</b>	4,421	187	72	16	13	1,025	<b>5,734</b>
<b>40</b>	4,068	200	84	14	13	1,079	<b>5,458</b>
<b>41</b>	4,010	213	77	20	19	1,114	<b>5,453</b>
<b>42</b>	1,940	102	26	9	10	521	<b>2,608</b>
<b>43</b>	1,949	71	23	9	7	396	<b>2,455</b>
<b>137</b>	1,225	106	6	6	3	278	<b>1,624</b>
<b>TOTALS</b>	<b>49,958</b>	<b>3,183</b>	<b>635</b>	<b>253</b>	<b>192</b>	<b>12,618</b>	<b>66,839</b>




**D.C. BOARD OF ELECTIONS  
MONTHLY REPORT OF VOTER REGISTRATION STATISTICS**



**WARD 2 REGISTRATION SUMMARY  
AS OF JULY 31, 2019**

<b>PRECINCT</b>	<b>DEM</b>	<b>REP</b>	<b>STG</b>	<b>LIB</b>	<b>OTH</b>	<b>NP</b>	<b>TOTALS</b>
<b>2</b>	998	180	8	9	9	555	<b>1,759</b>
<b>3</b>	1,866	380	17	16	10	729	<b>3,018</b>
<b>4</b>	2,227	570	12	13	11	893	<b>3,726</b>
<b>5</b>	2,228	623	15	26	12	858	<b>3,762</b>
<b>6</b>	2,546	805	17	20	18	1,356	<b>4,762</b>
<b>13</b>	1,410	236	6	8	6	459	<b>2,125</b>
<b>14</b>	3,185	485	27	27	10	1,059	<b>4,793</b>
<b>15</b>	3,327	395	38	28	13	1,003	<b>4,804</b>
<b>16</b>	3,703	476	29	28	16	1,026	<b>5,278</b>
<b>17</b>	5,271	659	35	43	25	1,634	<b>7,667</b>
<b>129</b>	2,669	450	13	13	12	1,018	<b>4,175</b>
<b>141</b>	2,700	352	22	15	10	719	<b>3,818</b>
<b>143</b>	1,777	400	21	13	11	687	<b>2,909</b>
<b>TOTALS</b>	<b>33,907</b>	<b>6,011</b>	<b>260</b>	<b>259</b>	<b>163</b>	<b>11,996</b>	<b>52,596</b>




**D.C. BOARD OF ELECTIONS  
MONTHLY REPORT OF VOTER REGISTRATION STATISTICS**



**WARD 3 REGISTRATION SUMMARY  
AS OF JULY 31, 2019**

<b>PRECINCT</b>	<b>DEM</b>	<b>REP</b>	<b>STG</b>	<b>LIB</b>	<b>OTH</b>	<b>NP</b>	<b>TOTALS</b>
<b>7</b>	1,387	409	10	10	5	610	<b>2,431</b>
<b>8</b>	2,533	617	25	9	9	852	<b>4,045</b>
<b>9</b>	1,295	491	8	10	8	529	<b>2,341</b>
<b>10</b>	1,991	391	20	14	10	743	<b>3,169</b>
<b>11</b>	3,782	826	46	49	18	1,382	<b>6,103</b>
<b>12</b>	504	175	1	5	4	224	<b>913</b>
<b>26</b>	3,222	376	23	14	9	943	<b>4,587</b>
<b>27</b>	2,588	248	21	12	2	602	<b>3,473</b>
<b>28</b>	2,731	466	37	15	15	876	<b>4,140</b>
<b>29</b>	1,464	217	13	11	8	444	<b>2,157</b>
<b>30</b>	1,311	200	10	4	4	322	<b>1,851</b>
<b>31</b>	2,571	307	21	11	12	596	<b>3,518</b>
<b>32</b>	2,926	289	28	9	10	636	<b>3,898</b>
<b>33</b>	3,083	269	28	9	5	718	<b>4,112</b>
<b>34</b>	4,238	441	35	14	10	1,222	<b>5,960</b>
<b>50</b>	2,325	279	18	14	10	572	<b>3,218</b>
<b>136</b>	953	72	8	2	2	281	<b>1,318</b>
<b>138</b>	2,320	263	15	21	8	556	<b>3,183</b>
<b>TOTALS</b>	<b>41,224</b>	<b>6,336</b>	<b>367</b>	<b>233</b>	<b>149</b>	<b>12,108</b>	<b>60,417</b>




**D.C. BOARD OF ELECTIONS  
MONTHLY REPORT OF VOTER REGISTRATION STATISTICS**



**WARD 4 REGISTRATION SUMMARY  
AS OF JULY 31, 2019**

<b>PRECINCT</b>	<b>DEM</b>	<b>REP</b>	<b>STG</b>	<b>LIB</b>	<b>OTH</b>	<b>NP</b>	<b>TOTALS</b>
<b>45</b>	2,453	68	28	12	6	416	<b>2,983</b>
<b>46</b>	2,958	103	34	10	15	527	<b>3,647</b>
<b>47</b>	3,676	150	43	10	16	786	<b>4,681</b>
<b>48</b>	2,928	129	33	5	4	591	<b>3,690</b>
<b>49</b>	949	45	14	4	8	230	<b>1,250</b>
<b>51</b>	3,465	507	25	11	11	665	<b>4,684</b>
<b>52</b>	1,283	146	9	4	5	238	<b>1,685</b>
<b>53</b>	1,294	73	24	3	4	266	<b>1,664</b>
<b>54</b>	2,458	90	31	4	8	485	<b>3,076</b>
<b>55</b>	2,562	79	20	4	18	462	<b>3,145</b>
<b>56</b>	3,350	104	38	19	12	682	<b>4,205</b>
<b>57</b>	2,622	70	27	8	10	545	<b>3,282</b>
<b>58</b>	2,354	67	20	5	5	403	<b>2,854</b>
<b>59</b>	2,682	86	24	11	7	442	<b>3,252</b>
<b>60</b>	2,303	76	27	8	10	655	<b>3,079</b>
<b>61</b>	1,686	57	16	6	5	320	<b>2,090</b>
<b>62</b>	3,249	129	19	4	4	425	<b>3,830</b>
<b>63</b>	3,978	147	57	5	15	740	<b>4,942</b>
<b>64</b>	2,420	72	19	5	7	400	<b>2,923</b>
<b>65</b>	2,898	88	32	10	2	429	<b>3,459</b>
<b>TOTALS</b>	<b>51,568</b>	<b>2,286</b>	<b>540</b>	<b>148</b>	<b>172</b>	<b>9,707</b>	<b>64,421</b>




**D.C. BOARD OF ELECTIONS  
MONTHLY REPORT OF VOTER REGISTRATION STATISTICS**



**WARD 5 REGISTRATION SUMMARY  
AS OF JULY 31, 2019**

<b>PRECINCT</b>	<b>DEM</b>	<b>REP</b>	<b>STG</b>	<b>LIB</b>	<b>OTH</b>	<b>NP</b>	<b>TOTALS</b>
<b>19</b>	4,823	237	69	23	21	1,079	<b>6,252</b>
<b>44</b>	3,045	236	32	14	15	720	<b>4,062</b>
<b>66</b>	4,866	120	45	15	16	717	<b>5,779</b>
<b>67</b>	2,948	105	24	7	8	465	<b>3,557</b>
<b>68</b>	2,049	170	23	11	13	433	<b>2,699</b>
<b>69</b>	2,189	78	19	7	10	316	<b>2,619</b>
<b>70</b>	1,570	70	24	1	5	264	<b>1,934</b>
<b>71</b>	2,541	74	24	9	10	414	<b>3,072</b>
<b>72</b>	4,607	163	42	17	29	811	<b>5,669</b>
<b>73</b>	2,032	102	23	8	7	387	<b>2,559</b>
<b>74</b>	5,172	293	61	23	20	1,125	<b>6,694</b>
<b>75</b>	4,396	250	48	26	20	925	<b>5,665</b>
<b>76</b>	1,873	117	28	11	11	448	<b>2,488</b>
<b>77</b>	3,121	124	35	11	13	609	<b>3,913</b>
<b>78</b>	3,182	107	44	10	15	558	<b>3,916</b>
<b>79</b>	2,260	88	24	4	13	447	<b>2,836</b>
<b>135</b>	3,271	186	41	15	17	664	<b>4,194</b>
<b>139</b>	2,689	84	17	5	6	387	<b>3,188</b>
<b>TOTALS</b>	<b>56,634</b>	<b>2,604</b>	<b>623</b>	<b>217</b>	<b>249</b>	<b>10,769</b>	<b>71,096</b>




**D.C. BOARD OF ELECTIONS**  
**MONTHLY REPORT OF VOTER REGISTRATION STATISTICS**



**WARD 6 REGISTRATION SUMMARY**  
**AS OF JULY 31, 2019**

<b>PRECINCT</b>	<b>DEM</b>	<b>REP</b>	<b>STG</b>	<b>LIB</b>	<b>OTH</b>	<b>NP</b>	<b>TOTALS</b>
<b>1</b>	5,072	658	43	34	18	1,490	<b>7,315</b>
<b>18</b>	5,225	399	45	24	18	1,247	<b>6,958</b>
<b>21</b>	1,263	66	10	9	1	271	<b>1,620</b>
<b>81</b>	4,906	397	50	21	22	1,051	<b>6,447</b>
<b>82</b>	2,685	282	27	17	5	670	<b>3,686</b>
<b>83</b>	6,576	884	47	56	29	1,785	<b>9,377</b>
<b>84</b>	2,076	429	19	14	11	580	<b>3,129</b>
<b>85</b>	2,853	538	18	17	6	793	<b>4,225</b>
<b>86</b>	2,323	268	18	10	8	460	<b>3,087</b>
<b>87</b>	2,826	307	20	10	19	646	<b>3,828</b>
<b>88</b>	2,194	308	25	10	7	514	<b>3,058</b>
<b>89</b>	2,809	648	25	23	12	838	<b>4,355</b>
<b>90</b>	1,690	240	15	9	15	516	<b>2,485</b>
<b>91</b>	4,459	463	36	24	21	1,046	<b>6,049</b>
<b>127</b>	4,461	333	49	25	23	1,002	<b>5,893</b>
<b>128</b>	2,758	245	25	16	8	688	<b>3,740</b>
<b>130</b>	802	322	6	5	3	283	<b>1,421</b>
<b>131</b>	3,984	1,119	35	50	19	1,325	<b>6,532</b>
<b>142</b>	2,105	297	16	23	6	618	<b>3,065</b>
<b>TOTALS</b>	<b>61,067</b>	<b>8,203</b>	<b>529</b>	<b>397</b>	<b>251</b>	<b>15,823</b>	<b>86,270</b>




**D.C. BOARD OF ELECTIONS  
MONTHLY REPORT OF VOTER REGISTRATION STATISTICS**



**WARD 7 REGISTRATION SUMMARY  
AS OF JULY 31, 2019**

<b>PRECINCT</b>	<b>DEM</b>	<b>REP</b>	<b>STG</b>	<b>LIB</b>	<b>OTH</b>	<b>NP</b>	<b>TOTALS</b>
<b>80</b>	1,522	91	18	5	6	309	<b>1,951</b>
<b>92</b>	1,629	36	12	1	5	265	<b>1,948</b>
<b>93</b>	1,704	46	20	3	9	270	<b>2,052</b>
<b>94</b>	2,116	61	21	8	8	317	<b>2,531</b>
<b>95</b>	1,775	54	13	2	4	288	<b>2,136</b>
<b>96</b>	2,548	65	18	1	10	398	<b>3,040</b>
<b>97</b>	1,447	53	14	3	6	251	<b>1,774</b>
<b>98</b>	2,049	49	22	6	15	312	<b>2,453</b>
<b>99</b>	1,688	52	17	9	15	336	<b>2,117</b>
<b>100</b>	2,672	48	19	4	9	377	<b>3,129</b>
<b>101</b>	1,675	41	18	7	4	214	<b>1,959</b>
<b>102</b>	2,582	68	17	4	15	368	<b>3,054</b>
<b>103</b>	3,721	84	38	10	12	561	<b>4,426</b>
<b>104</b>	3,423	92	37	3	19	558	<b>4,132</b>
<b>105</b>	2,554	79	19	8	10	447	<b>3,117</b>
<b>106</b>	2,973	65	26	5	11	424	<b>3,504</b>
<b>107</b>	1,880	59	13	3	8	278	<b>2,241</b>
<b>108</b>	1,101	33	4	0	3	146	<b>1,287</b>
<b>109</b>	978	39	3	3	1	119	<b>1,143</b>
<b>110</b>	3,926	105	24	7	12	490	<b>4,564</b>
<b>111</b>	2,650	66	40	7	7	459	<b>3,229</b>
<b>113</b>	2,351	60	21	3	8	314	<b>2,757</b>
<b>132</b>	2,231	57	17	8	6	365	<b>2,684</b>
<b>TOTALS</b>	<b>51,195</b>	<b>1,403</b>	<b>451</b>	<b>110</b>	<b>203</b>	<b>7,866</b>	<b>61,228</b>






**D.C. BOARD OF ELECTIONS  
MONTHLY REPORT OF VOTER REGISTRATION STATISTICS**



**WARD 8 REGISTRATION SUMMARY  
AS OF JULY 31, 2019**

PRECINCT	DEM	REP	STG	LIB	OTH	NP	TOTALS
112	2,326	63	19	1	12	377	2,798
114	4,082	164	53	20	27	830	5,176
115	2,960	95	27	7	11	673	3,773
116	4,386	105	40	9	15	732	5,287
117	2,324	53	21	7	9	414	2,828
118	2,981	84	39	5	17	483	3,609
119	2,832	109	32	8	16	513	3,510
120	2,232	52	14	5	5	342	2,650
121	3,665	82	28	11	7	562	4,355
122	1,908	54	22	1	9	315	2,309
123	2,620	219	28	21	20	515	3,423
124	2,834	77	24	5	11	427	3,378
125	4,810	114	45	5	18	853	5,845
126	4,300	157	50	10	17	855	5,389
133	1,383	46	9	1		195	1,634
134	2,335	56	25	2	4	337	2,759
140	1,955	64	13	3	12	297	2,344
<b>TOTALS</b>	<b>49,933</b>	<b>1,594</b>	<b>489</b>	<b>121</b>	<b>210</b>	<b>8,720</b>	<b>61,067</b>



**D.C. BOARD OF ELECTIONS**  
**MONTHLY REPORT OF VOTER REGISTRATION STATISTICS**



**CITYWIDE REGISTRATION ACTIVITY**

*For voter registration activity between 06/30/2019 and 07/31/2019*

<b>NEW REGISTRATIONS</b>	<b>DEM</b>	<b>REP</b>	<b>STG</b>	<b>LIB</b>	<b>OTH</b>	<b>NP</b>	<b>TOTAL</b>
<b>BEGINNING TOTALS</b>	<b>393600</b>	<b>31432</b>	<b>3894</b>	<b>1697</b>	<b>1596</b>	<b>88872</b>	<b>521091</b>
Board of Elections Over the Counter	12	3	0	0	0	5	20
Board of Elections by Mail	29	5	0	0	0	11	45
Online Registration	34	6	1	0	0	12	53
Department of Motor Vehicle	637	100	2	14	3	341	1097
Department on Disability Services	1	0	0	0	0	0	1
Office of Aging	0	0	0	0	0	0	0
Federal Postcard Application	0	0	0	0	0	0	0
Department of Parks and Recreation	0	0	0	0	0	0	0
Nursing Home Program	0	0	0	0	0	0	0
Dept. of Youth Rehabilitative Services	0	0	0	0	0	0	0
Department of Corrections	0	0	0	0	0	0	0
Department of Human Services	1	0	0	0	0	1	2
Special / Provisional	0	0	0	0	0	0	0
All Other Sources	49	3	0	0	0	33	85
<b>+ TOTAL NEW REGISTRATIONS</b>	<b>763</b>	<b>117</b>	<b>3</b>	<b>14</b>	<b>3</b>	<b>403</b>	<b>1303</b>

<b>ACTIVATIONS</b>							
Reinstated from Inactive Status	176	10	1	2	0	58	247
Administrative Corrections	1318	151	11	14	0	200	1694
<b>+ TOTAL ACTIVATIONS</b>	<b>1494</b>	<b>161</b>	<b>12</b>	<b>16</b>	<b>0</b>	<b>258</b>	<b>1941</b>

<b>DEACTIVATIONS</b>							
Changed to Inactive Status	21	1	0	0	0	6	28
Moved Out Of District (Deleted)	0	0	0	0	0	0	0
Felon (Deleted)	3	0	0	0	0	1	4
Deceased (Deleted)	322	17	4	0	2	40	385
Administrative Corrections	139	13	2	0	2	34	190
<b>- TOTAL DEACTIVATIONS</b>	<b>485</b>	<b>31</b>	<b>6</b>	<b>0</b>	<b>4</b>	<b>81</b>	<b>607</b>

<b>AFFILIATION CHANGES</b>							
+ Changed To Party	411	67	28	18	7	495	
- Changed From Party	-297	-126	-37	-7	-13	-340	
<b>ENDING TOTALS</b>	<b>395486</b>	<b>31620</b>	<b>3894</b>	<b>1738</b>	<b>1589</b>	<b>89607</b>	<b>523934</b>