

**D.C. BOARD OF ELECTIONS  
MONTHLY REPORT OF VOTER REGISTRATION STATISTICS**



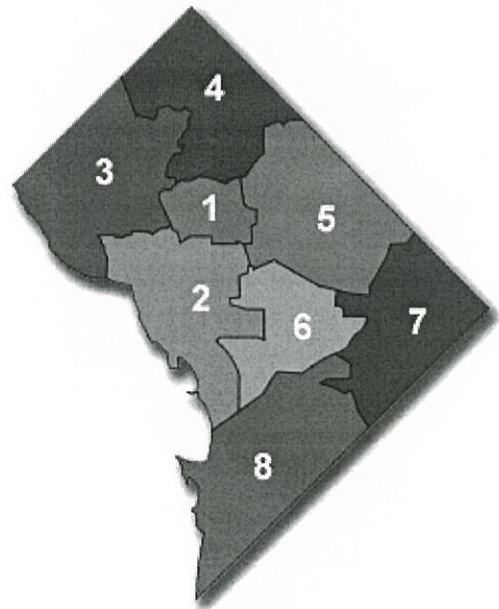
**CITYWIDE REGISTRATION SUMMARY  
AS OF DECEMBER 31, 2017**


WARD	DEM	REP	STG	LIB	OTH	NP	TOTALS
<b>1</b>	44,174	2,888	613	146	174	11,163	<b>59,158</b>
<b>2</b>	30,118	5,672	216	166	153	10,626	<b>46,951</b>
<b>3</b>	37,524	6,353	339	143	151	10,855	<b>55,365</b>
<b>4</b>	48,575	2,220	518	88	167	8,923	<b>60,491</b>
<b>5</b>	51,728	2,320	581	117	228	9,315	<b>64,289</b>
<b>6</b>	53,972	7,066	476	243	232	13,383	<b>75,372</b>
<b>7</b>	47,422	1,280	419	51	168	6,493	<b>55,833</b>
<b>8</b>	45,738	1,370	434	50	176	7,166	<b>54,934</b>
<b>TOTALS</b>	<b>359,251</b>	<b>29,169</b>	<b>3,596</b>	<b>1,004</b>	<b>1,449</b>	<b>77,924</b>	<b>472,393</b>
<i>Percentage By Party</i>	76.05%	6.17%	.76%	.21%	.31%	16.50%	100.00%

**District of Columbia  
BOARD OF ELECTIONS**  
*Monthly Report*  
*of*  
**VOTER REGISTRATION STATISTICS**  
*and*  
**REGISTRATION TRANSACTIONS**  
*as of the end of*  
**DECEMBER 31, 2017**

*Covering Citywide Totals by:*  
**WARD, PRECINCT AND PARTY**

*One Judiciary Square  
441 4th Street NW, Suite 250N  
Washington, DC 20001  
(202) 727-2525  
<http://www.dcboe.org>*





**D.C. BOARD OF ELECTIONS  
MONTHLY REPORT OF VOTER REGISTRATION STATISTICS**




**WARD 1 REGISTRATION SUMMARY  
AS OF DECEMBER 31, 2017**

<b>PRECINCT</b>	<b>DEM</b>	<b>REP</b>	<b>STG</b>	<b>LIB</b>	<b>OTH</b>	<b>NP</b>	<b>TOTALS</b>
<b>20</b>	1,386	32	8	3	3	243	<b>1,675</b>
<b>22</b>	3,681	382	27	14	13	956	<b>5,073</b>
<b>23</b>	2,842	218	42	13	12	766	<b>3,893</b>
<b>24</b>	2,616	249	25	15	12	780	<b>3,697</b>
<b>25</b>	3,751	428	44	17	12	1,083	<b>5,335</b>
<b>35</b>	3,505	222	48	13	9	826	<b>4,623</b>
<b>36</b>	4,109	240	55	7	16	1,002	<b>5,429</b>
<b>37</b>	3,348	157	47	11	12	808	<b>4,383</b>
<b>38</b>	2,862	125	46	17	13	732	<b>3,795</b>
<b>39</b>	4,043	197	65	7	15	922	<b>5,249</b>
<b>40</b>	3,814	185	81	9	18	982	<b>5,089</b>
<b>41</b>	3,521	209	68	7	17	1,000	<b>4,822</b>
<b>42</b>	1,793	83	26	4	11	452	<b>2,369</b>
<b>43</b>	1,783	70	24	4	7	365	<b>2,253</b>
<b>137</b>	1,120	91	7	5	4	246	<b>1,473</b>
<b>TOTALS</b>	<b>44,174</b>	<b>2,888</b>	<b>613</b>	<b>146</b>	<b>174</b>	<b>11,163</b>	<b>59,158</b>






**D.C. BOARD OF ELECTIONS  
MONTHLY REPORT OF VOTER REGISTRATION STATISTICS**




**WARD 2 REGISTRATION SUMMARY  
AS OF DECEMBER 31, 2017**

<b>PRECINCT</b>	<b>DEM</b>	<b>REP</b>	<b>STG</b>	<b>LIB</b>	<b>OTH</b>	<b>NP</b>	<b>TOTALS</b>
<b>2</b>	917	173	7	9	12	542	<b>1,660</b>
<b>3</b>	1,620	368	16	8	9	630	<b>2,651</b>
<b>4</b>	1,898	475	5	10	9	721	<b>3,118</b>
<b>5</b>	2,071	601	13	15	11	756	<b>3,467</b>
<b>6</b>	2,290	831	18	17	16	1,245	<b>4,417</b>
<b>13</b>	1,289	231	4	2	5	410	<b>1,941</b>
<b>14</b>	2,851	469	26	18	9	942	<b>4,315</b>
<b>15</b>	2,941	397	29	18	15	870	<b>4,270</b>
<b>16</b>	3,374	418	27	20	17	949	<b>4,805</b>
<b>17</b>	4,711	624	29	19	15	1,460	<b>6,858</b>
<b>129</b>	2,327	407	13	10	13	886	<b>3,656</b>
<b>141</b>	2,358	304	14	11	13	649	<b>3,349</b>
<b>143</b>	1,471	374	15	9	9	566	<b>2,444</b>
<b>TOTALS</b>	<b>30,118</b>	<b>5,672</b>	<b>216</b>	<b>166</b>	<b>153</b>	<b>10,626</b>	<b>46,951</b>



**D.C. BOARD OF ELECTIONS  
MONTHLY REPORT OF VOTER REGISTRATION STATISTICS**



**WARD 3 REGISTRATION SUMMARY  
AS OF DECEMBER 31, 2017**

<b>PRECINCT</b>	<b>DEM</b>	<b>REP</b>	<b>STG</b>	<b>LIB</b>	<b>OTH</b>	<b>NP</b>	<b>TOTALS</b>
<b>7</b>	1,251	393	15	4	6	557	<b>2,226</b>
<b>8</b>	2,397	626	27	6	8	774	<b>3,838</b>
<b>9</b>	1,160	491	6	8	8	488	<b>2,161</b>
<b>10</b>	1,846	411	21	6	13	679	<b>2,976</b>
<b>11</b>	3,298	857	39	30	21	1,215	<b>5,460</b>
<b>12</b>	486	181		5	4	208	<b>884</b>
<b>26</b>	2,833	332	19	8	6	812	<b>4,010</b>
<b>27</b>	2,421	245	23	9	3	567	<b>3,268</b>
<b>28</b>	2,489	469	40	10	11	764	<b>3,783</b>
<b>29</b>	1,323	227	9	8	8	405	<b>1,980</b>
<b>30</b>	1,278	207	11	4	6	296	<b>1,802</b>
<b>31</b>	2,398	299	16	7	12	566	<b>3,298</b>
<b>32</b>	2,693	286	25	5	11	564	<b>3,584</b>
<b>33</b>	2,885	284	22	4	5	653	<b>3,853</b>
<b>34</b>	3,683	423	35	12	9	1,075	<b>5,237</b>
<b>50</b>	2,104	275	14	5	7	491	<b>2,896</b>
<b>136</b>	833	89	6	1	3	260	<b>1,192</b>
<b>138</b>	2,146	258	11	11	10	481	<b>2,917</b>
<b>TOTALS</b>	<b>37,524</b>	<b>6,353</b>	<b>339</b>	<b>143</b>	<b>151</b>	<b>10,855</b>	<b>55,365</b>





**D.C. BOARD OF ELECTIONS**  
**MONTHLY REPORT OF VOTER REGISTRATION STATISTICS**




**WARD 4 REGISTRATION SUMMARY**  
**AS OF DECEMBER 31, 2017**

<b>PRECINCT</b>	<b>DEM</b>	<b>REP</b>	<b>STG</b>	<b>LIB</b>	<b>OTH</b>	<b>NP</b>	<b>TOTALS</b>
<b>45</b>	2,266	66	34	5	9	384	<b>2,764</b>
<b>46</b>	2,800	95	31	8	12	500	<b>3,446</b>
<b>47</b>	3,364	133	43	9	15	762	<b>4,326</b>
<b>48</b>	2,791	131	27	5	7	553	<b>3,514</b>
<b>49</b>	884	43	13	2	5	196	<b>1,143</b>
<b>51</b>	3,294	507	20	8	10	613	<b>4,452</b>
<b>52</b>	1,235	147	9	1	4	233	<b>1,629</b>
<b>53</b>	1,248	74	21	1	4	244	<b>1,592</b>
<b>54</b>	2,327	97	24	2	5	441	<b>2,896</b>
<b>55</b>	2,409	78	16	1	11	428	<b>2,943</b>
<b>56</b>	3,103	96	35	8	13	635	<b>3,890</b>
<b>57</b>	2,432	66	34	6	12	479	<b>3,029</b>
<b>58</b>	2,259	64	19	4	4	347	<b>2,697</b>
<b>59</b>	2,603	85	29	7	7	427	<b>3,158</b>
<b>60</b>	2,156	72	23	4	10	619	<b>2,884</b>
<b>61</b>	1,569	54	15	1	6	286	<b>1,931</b>
<b>62</b>	3,128	128	21	3	5	388	<b>3,673</b>
<b>63</b>	3,660	133	55	1	19	664	<b>4,532</b>
<b>64</b>	2,342	63	21	6	6	356	<b>2,794</b>
<b>65</b>	2,705	88	28	6	3	368	<b>3,198</b>
<b>TOTALS</b>	<b>48,575</b>	<b>2,220</b>	<b>518</b>	<b>88</b>	<b>167</b>	<b>8,923</b>	<b>60,491</b>




D.C. BOARD OF ELECTIONS  
MONTHLY REPORT OF VOTER REGISTRATION STATISTICS



**WARD 5 REGISTRATION SUMMARY**  
*AS OF DECEMBER 31, 2017*

PRECINCT	DEM	REP	STG	LIB	OTH	NP	TOTALS
19	4,359	190	64	9	18	964	5,604
44	2,783	238	27	8	18	644	3,718
66	4,451	89	45	4	15	581	5,185
67	2,820	102	24	4	9	421	3,380
68	1,900	161	21	7	6	391	2,486
69	2,076	71	19	1	10	286	2,463
70	1,450	79	25	0	5	213	1,772
71	2,384	70	25	5	10	330	2,824
72	4,283	138	39	8	24	712	5,204
73	1,951	91	23	6	8	355	2,434
74	4,610	258	58	11	22	983	5,942
75	3,835	211	44	18	22	823	4,953
76	1,587	87	19	6	6	354	2,059
77	2,863	124	28	3	14	511	3,543
78	2,921	98	44	9	11	477	3,560
79	2,021	74	21	3	12	353	2,484
135	3,024	178	39	12	13	618	3,884
139	2,410	61	16	3	5	299	2,794
<b>TOTALS</b>	<b>51,728</b>	<b>2,320</b>	<b>581</b>	<b>117</b>	<b>228</b>	<b>9,315</b>	<b>64,289</b>






D.C. BOARD OF ELECTIONS  
MONTHLY REPORT OF VOTER REGISTRATION STATISTICS



**WARD 6 REGISTRATION SUMMARY**  
*AS OF DECEMBER 31, 2017*

PRECINCT	DEM	REP	STG	LIB	OTH	NP	TOTALS
<b>1</b>	4,398	563	45	27	17	1,200	<b>6,250</b>
<b>18</b>	4,758	361	45	15	22	1,074	<b>6,275</b>
<b>21</b>	1,160	58	8	6	1	247	<b>1,480</b>
<b>81</b>	4,583	366	45	12	19	918	<b>5,943</b>
<b>82</b>	2,544	250	30	10	7	582	<b>3,423</b>
<b>83</b>	5,233	734	38	31	26	1,404	<b>7,466</b>
<b>84</b>	1,954	405	19	5	10	532	<b>2,925</b>
<b>85</b>	2,626	490	18	12	8	729	<b>3,883</b>
<b>86</b>	2,190	257	22	10	7	444	<b>2,930</b>
<b>87</b>	2,658	279	16	3	15	586	<b>3,557</b>
<b>88</b>	2,104	290	20	6	4	489	<b>2,913</b>
<b>89</b>	2,533	622	19	16	10	755	<b>3,955</b>
<b>90</b>	1,557	241	10	6	10	451	<b>2,275</b>
<b>91</b>	3,991	396	33	13	19	920	<b>5,372</b>
<b>127</b>	4,127	315	42	22	18	854	<b>5,378</b>
<b>128</b>	2,418	206	27	10	10	603	<b>3,274</b>
<b>130</b>	767	300	6	1	4	271	<b>1,349</b>
<b>131</b>	2,798	749	18	24	18	887	<b>4,494</b>
<b>142</b>	1,573	184	15	14	7	437	<b>2,230</b>
<b>TOTALS</b>	<b>53,972</b>	<b>7,066</b>	<b>476</b>	<b>243</b>	<b>232</b>	<b>13,383</b>	<b>75,372</b>




**D.C. BOARD OF ELECTIONS  
MONTHLY REPORT OF VOTER REGISTRATION STATISTICS**



**WARD 7 REGISTRATION SUMMARY  
AS OF DECEMBER 31, 2017**

<b>PRECINCT</b>	<b>DEM</b>	<b>REP</b>	<b>STG</b>	<b>LIB</b>	<b>OTH</b>	<b>NP</b>	<b>TOTALS</b>
<b>80</b>	1,429	83	21	4	2	261	<b>1,800</b>
<b>92</b>	1,586	34	12	1	4	227	<b>1,864</b>
<b>93</b>	1,565	40	17	2	5	222	<b>1,851</b>
<b>94</b>	1,938	58	19	0	6	260	<b>2,281</b>
<b>95</b>	1,653	46	12	1	2	263	<b>1,977</b>
<b>96</b>	2,339	63	15	0	13	336	<b>2,766</b>
<b>97</b>	1,400	43	14	1	6	209	<b>1,673</b>
<b>98</b>	1,898	40	20	4	7	249	<b>2,218</b>
<b>99</b>	1,507	51	18	4	8	248	<b>1,836</b>
<b>100</b>	2,376	46	15	2	8	283	<b>2,730</b>
<b>101</b>	1,581	28	14	3	5	174	<b>1,805</b>
<b>102</b>	2,306	54	19	1	12	294	<b>2,686</b>
<b>103</b>	3,438	78	38	2	10	486	<b>4,052</b>
<b>104</b>	3,067	83	30	1	19	436	<b>3,636</b>
<b>105</b>	2,394	71	20	5	8	368	<b>2,866</b>
<b>106</b>	2,799	59	19	1	12	377	<b>3,267</b>
<b>107</b>	1,734	60	13	1	8	219	<b>2,035</b>
<b>108</b>	1,070	28	6	0	3	128	<b>1,235</b>
<b>109</b>	961	39	4	0	1	100	<b>1,105</b>
<b>110</b>	3,694	102	22	7	11	414	<b>4,250</b>
<b>111</b>	2,435	61	32	3	7	378	<b>2,916</b>
<b>113</b>	2,195	57	21	4	6	265	<b>2,548</b>
<b>132</b>	2,057	56	18	4	5	296	<b>2,436</b>
<b>TOTALS</b>	<b>47,422</b>	<b>1,280</b>	<b>419</b>	<b>51</b>	<b>168</b>	<b>6,493</b>	<b>55,833</b>






**D.C. BOARD OF ELECTIONS  
MONTHLY REPORT OF VOTER REGISTRATION STATISTICS**



**WARD 8 REGISTRATION SUMMARY  
AS OF DECEMBER 31, 2017**

<b>PRECINCT</b>	<b>DEM</b>	<b>REP</b>	<b>STG</b>	<b>LIB</b>	<b>OTH</b>	<b>NP</b>	<b>TOTALS</b>
<b>112</b>	2,209	62	17	1	10	315	<b>2,614</b>
<b>114</b>	3,463	131	33	4	21	569	<b>4,221</b>
<b>115</b>	2,814	65	25	5	9	603	<b>3,521</b>
<b>116</b>	4,125	98	43	5	14	633	<b>4,918</b>
<b>117</b>	2,088	49	20	2	10	344	<b>2,513</b>
<b>118</b>	2,739	78	30	3	13	409	<b>3,272</b>
<b>119</b>	2,695	110	28	2	11	451	<b>3,297</b>
<b>120</b>	1,894	35	14	2	3	234	<b>2,182</b>
<b>121</b>	3,383	77	28	3	5	464	<b>3,960</b>
<b>122</b>	1,787	46	23	0	9	241	<b>2,106</b>
<b>123</b>	2,324	162	25	11	20	387	<b>2,929</b>
<b>124</b>	2,594	69	23	1	8	364	<b>3,059</b>
<b>125</b>	4,464	107	37	3	15	703	<b>5,329</b>
<b>126</b>	3,822	130	46	6	15	712	<b>4,731</b>
<b>133</b>	1,293	43	8	0	1	177	<b>1,522</b>
<b>134</b>	2,197	50	25	1	6	296	<b>2,575</b>
<b>140</b>	1,847	58	9	1	6	264	<b>2,185</b>
<b>TOTALS</b>	<b>45,738</b>	<b>1,370</b>	<b>434</b>	<b>50</b>	<b>176</b>	<b>7,166</b>	<b>54,934</b>



**D.C. BOARD OF ELECTIONS**  
**MONTHLY REPORT OF VOTER REGISTRATION STATISTICS**



**CITYWIDE REGISTRATION ACTIVITY**

*For voter registration activity between 11/30/2017 and 12/31/2017*

<b>NEW REGISTRATIONS</b>	<b>DEM</b>	<b>REP</b>	<b>STG</b>	<b>LIB</b>	<b>OTH</b>	<b>NP</b>	<b>TOTAL</b>
<b>BEGINNING TOTALS</b>	<b>359063</b>	<b>29144</b>	<b>3590</b>	<b>1001</b>	<b>1433</b>	<b>77700</b>	<b>471931</b>
Board of Elections Over the Counter	9	1	0	0	0	2	12
Board of Elections by Mail	29	5	0	0	0	6	40
Online Registration	66	3	2	1	1	12	85
Department of Motor Vehicle	1011	136	10	0	16	344	1517
Department on Disability Services	4	0	0	0	0	0	4
Office of Aging	0	0	0	0	0	0	0
Federal Postcard Application	0	0	0	0	0	0	0
Department of Parks and Recreation	0	0	0	0	0	0	0
Nursing Home Program	0	0	0	0	0	0	0
Dept. of Youth Rehabilitative Services	0	0	0	0	0	0	0
Department of Corrections	0	0	0	0	0	0	0
Department of Human Services	1	0	0	0	0	0	1
Special / Provisional	0	0	0	0	0	0	0
All Other Sources	120	16	1	2	1	80	220
<b>+ TOTAL NEW REGISTRATIONS</b>	<b>1236</b>	<b>161</b>	<b>13</b>	<b>3</b>	<b>18</b>	<b>443</b>	<b>1871</b>

<b>ACTIVATIONS</b>							
Reinstated from Inactive Status	166	14	3	0	1	36	220
Administrative Corrections	0	1	0	0	0	0	1
<b>+ TOTAL ACTIVATIONS</b>	<b>166</b>	<b>15</b>	<b>3</b>	<b>0</b>	<b>1</b>	<b>36</b>	<b>221</b>

<b>DEACTIVATIONS</b>							
Changed to Inactive Status	164	19	5	3	1	43	235
Moved Out Of District (Deleted)	1	0	0	0	0	1	2
Felon (Deleted)	0	0	0	0	0	0	0
Deceased (Deleted)	606	32	4	0	1	73	716
Administrative Corrections	518	69	4	2	1	116	710
<b>- TOTAL DEACTIVATIONS</b>	<b>1289</b>	<b>120</b>	<b>13</b>	<b>5</b>	<b>3</b>	<b>233</b>	<b>1663</b>

<b>AFFILIATION CHANGES</b>							
+ Changed To Party	185	31	8	11	12	137	
- Changed From Party	-110	-62	-5	-6	-12	-159	
<b>ENDING TOTALS</b>	<b>359251</b>	<b>29169</b>	<b>3596</b>	<b>1004</b>	<b>1449</b>	<b>77924</b>	<b>472393</b>