

**D.C. BOARD OF ELECTIONS
MONTHLY REPORT OF VOTER REGISTRATION STATISTICS**



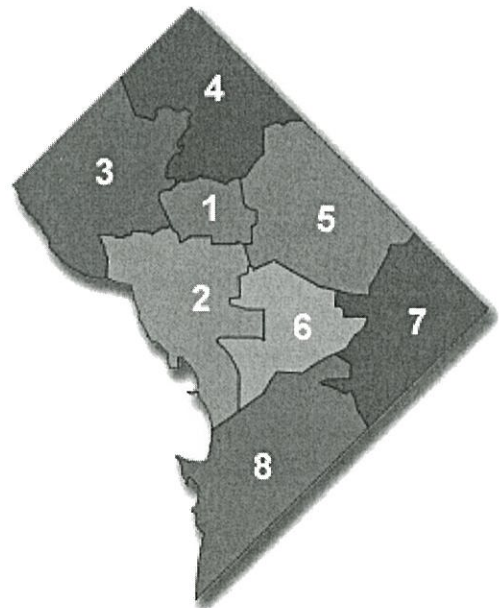
**CITYWIDE REGISTRATION SUMMARY
AS OF NOVEMBER 30, 2017**

WARD	DEM	REP	STG	LIB	OTH	NP	TOTALS
1	44,093	2,880	608	145	170	11,131	59,027
2	30,086	5,661	215	165	154	10,611	46,892
3	37,483	6,378	338	143	150	10,836	55,328
4	48,601	2,225	519	87	166	8,888	60,486
5	51,730	2,318	580	113	223	9,286	64,250
6	53,902	7,031	472	246	231	13,316	75,198
7	47,442	1,279	421	51	165	6,464	55,822
8	45,726	1,372	437	51	174	7,168	54,928
TOTALS	359,063	29,144	3,590	1,001	1,433	77,700	471,931
<i>Percentage By Party</i>	<i>76.08%</i>	<i>6.18%</i>	<i>.76%</i>	<i>.21%</i>	<i>.30%</i>	<i>16.46%</i>	<i>100.00%</i>

District of Columbia
BOARD OF ELECTIONS
Monthly Report
of
VOTER REGISTRATION STATISTICS
and
REGISTRATION TRANSACTIONS
as of the end of
NOVEMBER 30, 2017

Covering Citywide Totals by:
WARD, PRECINCT AND PARTY

One Judiciary Square
441 4th Street NW, Suite 250N
Washington, DC 20001
(202) 727-2525
<http://www.dcboe.org>





D.C. BOARD OF ELECTIONS
MONTHLY REPORT OF VOTER REGISTRATION STATISTICS



WARD 1 REGISTRATION SUMMARY
AS OF NOVEMBER 30, 2017

PRECINCT	DEM	REP	STG	LIB	OTH	NP	TOTALS
20	1,397	33	8	3	3	245	1,689
22	3,669	382	28	13	13	954	5,059
23	2,848	217	42	13	10	761	3,891
24	2,604	251	25	14	13	778	3,685
25	3,737	427	44	16	12	1,079	5,315
35	3,498	222	48	13	8	823	4,612
36	4,110	240	54	8	16	1,002	5,430
37	3,344	157	47	12	11	801	4,372
38	2,842	126	45	17	14	730	3,774
39	4,040	194	65	7	15	917	5,238
40	3,815	185	80	9	17	981	5,087
41	3,505	207	65	7	17	999	4,800
42	1,788	80	26	4	11	452	2,361
43	1,778	70	24	4	7	363	2,246
137	1,118	89	7	5	3	246	1,468
TOTALS	44,093	2,880	608	145	170	11,131	59,027



D.C. BOARD OF ELECTIONS
MONTHLY REPORT OF VOTER REGISTRATION STATISTICS



WARD 2 REGISTRATION SUMMARY
AS OF NOVEMBER 30, 2017

PRECINCT	DEM	REP	STG	LIB	OTH	NP	TOTALS
2	918	175	6	9	12	541	1,661
3	1,622	369	16	8	10	637	2,662
4	1,885	476	5	10	9	718	3,103
5	2,069	598	13	14	11	762	3,467
6	2,290	827	17	17	16	1,233	4,400
13	1,286	230	4	2	5	408	1,935
14	2,853	471	26	18	9	941	4,318
15	2,933	396	30	17	15	870	4,261
16	3,382	422	27	20	17	941	4,809
17	4,701	619	29	20	15	1,461	6,845
129	2,323	404	14	10	13	890	3,654
141	2,355	304	14	11	13	648	3,345
143	1,469	370	14	9	9	561	2,432
TOTALS	30,086	5,661	215	165	154	10,611	46,892




D.C. BOARD OF ELECTIONS
MONTHLY REPORT OF VOTER REGISTRATION STATISTICS



WARD 3 REGISTRATION SUMMARY
AS OF NOVEMBER 30, 2017

PRECINCT	DEM	REP	STG	LIB	OTH	NP	TOTALS
7	1,246	393	15	4	6	555	2,219
8	2,401	626	27	6	8	775	3,843
9	1,161	493	6	8	8	487	2,163
10	1,847	411	21	6	13	679	2,977
11	3,295	863	38	30	22	1,212	5,460
12	485	181		5	4	207	882
26	2,820	337	19	8	6	812	4,002
27	2,417	246	23	9	3	567	3,265
28	2,486	474	40	10	10	763	3,783
29	1,324	226	10	8	8	403	1,979
30	1,277	207	11	4	6	295	1,800
31	2,395	299	16	7	12	565	3,294
32	2,692	290	25	5	11	560	3,583
33	2,874	283	22	4	4	657	3,844
34	3,673	425	34	12	9	1,070	5,223
50	2,108	276	14	5	7	485	2,895
136	831	90	6	1	3	261	1,192
138	2,151	258	11	11	10	483	2,924
TOTALS	37,483	6,378	338	143	150	10,836	55,328




D.C. BOARD OF ELECTIONS
MONTHLY REPORT OF VOTER REGISTRATION STATISTICS



WARD 4 REGISTRATION SUMMARY
AS OF NOVEMBER 30, 2017

PRECINCT	DEM	REP	STG	LIB	OTH	NP	TOTALS
45	2,255	66	32	5	9	385	2,752
46	2,808	93	31	7	11	503	3,453
47	3,372	136	43	9	15	758	4,333
48	2,797	129	27	5	7	548	3,513
49	883	43	13	3	5	195	1,142
51	3,300	509	20	8	10	617	4,464
52	1,240	148	9	1	4	233	1,635
53	1,244	74	21	1	4	244	1,588
54	2,328	97	24	2	4	441	2,896
55	2,417	77	17	1	11	426	2,949
56	3,103	96	34	8	13	630	3,884
57	2,430	68	34	6	12	473	3,023
58	2,265	64	19	4	4	344	2,700
59	2,604	87	29	7	7	425	3,159
60	2,161	72	24	4	10	614	2,885
61	1,564	53	15	1	6	284	1,923
62	3,130	128	22	3	5	386	3,674
63	3,664	130	56	1	20	662	4,533
64	2,343	68	21	6	6	355	2,799
65	2,693	87	28	5	3	365	3,181
TOTALS	48,601	2,225	519	87	166	8,888	60,486



D.C. BOARD OF ELECTIONS
MONTHLY REPORT OF VOTER REGISTRATION STATISTICS



WARD 5 REGISTRATION SUMMARY
AS OF NOVEMBER 30, 2017

PRECINCT	DEM	REP	STG	LIB	OTH	NP	TOTALS
19	4,363	193	64	9	14	961	5,604
44	2,789	238	27	7	18	650	3,729
66	4,452	89	45	4	15	574	5,179
67	2,825	102	23	4	9	417	3,380
68	1,903	160	20	7	6	392	2,488
69	2,081	70	19	1	10	284	2,465
70	1,444	79	25	0	5	210	1,763
71	2,379	71	26	5	10	329	2,820
72	4,280	139	38	8	24	712	5,201
73	1,950	91	23	6	8	357	2,435
74	4,592	257	59	10	23	976	5,917
75	3,847	213	44	18	21	820	4,963
76	1,581	87	20	6	6	354	2,054
77	2,863	124	28	3	13	505	3,536
78	2,920	95	43	9	11	474	3,552
79	2,026	74	21	3	12	354	2,490
135	3,021	177	39	11	13	616	3,877
139	2,414	59	16	2	5	301	2,797
TOTALS	51,730	2,318	580	113	223	9,286	64,250



D.C. BOARD OF ELECTIONS
MONTHLY REPORT OF VOTER REGISTRATION STATISTICS



WARD 6 REGISTRATION SUMMARY
AS OF NOVEMBER 30, 2017

PRECINCT	DEM	REP	STG	LIB	OTH	NP	TOTALS
1	4,389	552	45	28	16	1,201	6,231
18	4,760	361	44	16	22	1,072	6,275
21	1,159	58	8	6	1	249	1,481
81	4,588	361	44	12	18	917	5,940
82	2,555	252	32	10	7	582	3,438
83	5,218	731	36	31	26	1,381	7,423
84	1,951	405	19	5	10	528	2,918
85	2,623	485	18	12	9	726	3,873
86	2,186	255	21	11	7	444	2,924
87	2,662	280	16	3	16	581	3,558
88	2,102	290	20	6	4	490	2,912
89	2,517	620	20	15	10	747	3,929
90	1,560	239	10	6	10	450	2,275
91	3,987	395	33	14	19	915	5,363
127	4,128	317	41	22	18	856	5,382
128	2,413	208	27	10	10	596	3,264
130	767	301	6	1	3	272	1,350
131	2,770	739	18	24	18	875	4,444
142	1,567	182	14	14	7	434	2,218
TOTALS	53,902	7,031	472	246	231	13,316	75,198



D.C. BOARD OF ELECTIONS
MONTHLY REPORT OF VOTER REGISTRATION STATISTICS



WARD 7 REGISTRATION SUMMARY
AS OF NOVEMBER 30, 2017

PRECINCT	DEM	REP	STG	LIB	OTH	NP	TOTALS
80	1,419	83	20	4	2	259	1,787
92	1,585	33	12	1	5	226	1,862
93	1,568	39	17	2	5	223	1,854
94	1,935	58	19	0	6	259	2,277
95	1,649	46	12	1	2	262	1,972
96	2,342	64	16	0	13	332	2,767
97	1,395	43	14	1	6	209	1,668
98	1,890	41	20	4	7	252	2,214
99	1,510	51	18	4	8	246	1,837
100	2,374	46	16	2	7	282	2,727
101	1,586	28	14	3	5	173	1,809
102	2,306	53	19	1	12	288	2,679
103	3,447	78	38	2	9	480	4,054
104	3,058	82	30	1	19	434	3,624
105	2,395	71	20	5	8	369	2,868
106	2,799	59	19	1	11	373	3,262
107	1,747	61	13	1	8	218	2,048
108	1,073	28	6	0	2	127	1,236
109	964	39	4	0	1	99	1,107
110	3,707	102	23	7	10	413	4,262
111	2,444	62	33	3	7	380	2,929
113	2,199	56	20	4	7	266	2,552
132	2,050	56	18	4	5	294	2,427
TOTALS	47,442	1,279	421	51	165	6,464	55,822




D.C. BOARD OF ELECTIONS
MONTHLY REPORT OF VOTER REGISTRATION STATISTICS



WARD 8 REGISTRATION SUMMARY
AS OF NOVEMBER 30, 2017

PRECINCT	DEM	REP	STG	LIB	OTH	NP	TOTALS
112	2,207	63	17	1	10	317	2,615
114	3,460	132	34	4	21	571	4,222
115	2,822	67	25	5	9	608	3,536
116	4,125	98	43	5	14	631	4,916
117	2,089	48	19	2	10	342	2,510
118	2,740	78	31	3	13	409	3,274
119	2,689	111	28	2	11	452	3,293
120	1,887	34	14	2	3	232	2,172
121	3,378	78	28	3	5	465	3,957
122	1,787	45	23	0	9	240	2,104
123	2,324	160	25	12	20	385	2,926
124	2,597	70	23	1	7	363	3,061
125	4,466	107	37	3	14	706	5,333
126	3,807	130	46	6	15	709	4,713
133	1,292	43	8	0	1	176	1,520
134	2,202	50	26	1	6	297	2,582
140	1,854	58	10	1	6	265	2,194
TOTALS	45,726	1,372	437	51	174	7,168	54,928



D.C. BOARD OF ELECTIONS
MONTHLY REPORT OF VOTER REGISTRATION STATISTICS



CITYWIDE REGISTRATION ACTIVITY

For voter registration activity between 10/31/2017 and 11/30/2017

NEW REGISTRATIONS	DEM	REP	STG	LIB	OTH	NP	TOTAL
BEGINNING TOTALS	359702	29246	3591	988	1445	77730	472702
Board of Elections Over the Counter	17	1	1	1	0	6	26
Board of Elections by Mail	68	8	3	0	0	44	123
Online Registration	133	15	0	0	2	29	179
Department of Motor Vehicle	440	52	5	0	7	190	694
Department on Disability Services	2	0	0	0	0	0	2
Office of Aging	0	0	0	0	0	0	0
Federal Postcard Application	0	0	0	0	0	0	0
Department of Parks and Recreation	0	0	0	0	0	0	0
Nursing Home Program	0	0	0	0	0	0	0
Dept. of Youth Rehabilitative Services	0	0	0	0	0	0	0
Department of Corrections	0	0	0	0	0	0	0
Department of Human Services	9	0	0	0	0	4	13
Special / Provisional	0	0	0	0	0	0	0
All Other Sources	113	10	0	1	1	48	173
+ TOTAL NEW REGISTRATIONS	779	85	9	2	10	321	1206

ACTIVATIONS							
Reinstated from Inactive Status	186	17	2	0	1	45	251
Administrative Corrections	2	2	0	0	0	0	4
+ TOTAL ACTIVATIONS	188	19	2	0	1	45	255

DEACTIVATIONS							
Changed to Inactive Status	325	40	6	1	1	83	456
Moved Out Of District (Deleted)	0	0	0	0	0	1	1
Felon (Deleted)	0	0	0	0	0	0	0
Deceased (Deleted)	2	0	0	0	0	0	2
Administrative Corrections	1338	170	14	10	7	257	1796
- TOTAL DEACTIVATIONS	1665	210	20	11	8	341	2255

AFFILIATION CHANGES							
+ Changed To Party	235	63	16	27	11	170	
- Changed From Party	-176	-59	-8	-5	-26	-225	
ENDING TOTALS	359063	29144	3590	1001	1433	77700	471931